

# The Lua $\TeX$ -ja package

The Lua $\TeX$ -ja project team

20220207.0 (February 7, 2022)

# Contents

<b>I</b>	<b>User's manual</b>	<b>4</b>
<b>1</b>	<b>Introduction</b>	<b>4</b>
1.1	Backgrounds	4
1.2	Major changes from pTeX	4
1.3	Notations	5
1.4	About the project	6
<b>2</b>	<b>Getting Started</b>	<b>7</b>
2.1	Installation	7
2.2	Cautions	8
2.3	Using in plain TeX	8
2.4	Using in LaTeX	9
<b>3</b>	<b>Changing Fonts</b>	<b>10</b>
3.1	plain TeX and LaTeX 2 $\epsilon$	10
3.2	luatexja-fontspec package	11
3.3	Presets of Japanese fonts	12
3.4	\CID, \UTF, and macros in japanese-otf package	12
<b>4</b>	<b>Changing Internal Parameters</b>	<b>12</b>
4.1	Range of JAchars	13
4.2	<a href="#">kanjiskip</a> and <a href="#">xkanjiskip</a>	15
4.3	Insertion setting of <a href="#">xkanjiskip</a>	16
4.4	Shifting the baseline	16
4.5	<i>kinsoku</i> parameters and OpenType features	17
<b>II</b>	<b>Reference</b>	<b>18</b>
<b>5</b>	<b>\catcode in LuaTeX-ja</b>	<b>18</b>
5.1	Preliminaries: \kcatcode in pTeX and upTeX	18
5.2	Case of LuaTeX-ja	18
5.3	Non-kanji characters in a control word	18
<b>6</b>	<b>Directions</b>	<b>18</b>
6.1	Boxes in different direction	19
6.2	Getting current direction	20
<b>7</b>	<b>Redefined primitives by LuaTeX-ja</b>	<b>21</b>
7.1	Suppressing redefinitions	22
<b>8</b>	<b>Font Metric and Japanese Font</b>	<b>22</b>
8.1	\jfont	22
8.2	\tfont	26
8.3	Default Japanese fonts and JFMs	26
8.4	Prefix psft	27
8.5	Structure of a JFM file	28
8.6	Math font family	31
8.7	Callbacks	32

<b>9</b>	<b>Parameters</b>	<b>33</b>
9.1	<code>\ltjsetparameter</code> . . . . .	33
9.2	<code>\ltjgetparameter</code> . . . . .	35
9.3	Alternative Commands to <code>\ltjsetparameter</code> . . . . .	36
<b>10</b>	<b>Other Commands for plain <math>\TeX</math> and <math>\LaTeX 2_{\epsilon}</math></b>	<b>37</b>
10.1	Commands for compatibility with $\text{p}\TeX$ . . . . .	37
10.2	<code>\inhibitglue</code> , <code>\disinhibitglue</code> . . . . .	37
10.3	<code>\ltjfakeboxbdd</code> , <code>\ltjfakeparbegin</code> . . . . .	38
10.4	<code>\insertxkanjiskip</code> , <code>\insertkanjiskip</code> . . . . .	38
10.5	<code>\ltjdeclarealtfont</code> . . . . .	39
<b>11</b>	<b>Commands for <math>\LaTeX 2_{\epsilon}</math></b>	<b>39</b>
11.1	Loading Japanese fonts in $\LaTeX 2_{\epsilon}$ . . . . .	39
11.2	Patch for NFSS2 . . . . .	40
11.3	Detail of <code>\fontfamily</code> command . . . . .	42
11.4	Notes on <code>\DeclareTextSymbol</code> . . . . .	43
11.5	<code>\strutbox</code> . . . . .	43
<b>12</b>	<b>expl3 interface</b>	<b>43</b>
<b>13</b>	<b>Addon packages</b>	<b>44</b>
13.1	<code>luatexja-fontspec</code> . . . . .	44
13.2	<code>luatexja-otf</code> . . . . .	46
13.3	<code>luatexja-adjust</code> . . . . .	46
13.4	<code>luatexja-ruby</code> . . . . .	47
13.5	<code>l1tjext.sty</code> . . . . .	47
13.6	<code>luatexja-preset</code> . . . . .	48
13.6.1	General Options . . . . .	48
13.6.2	Presets which support multi weights . . . . .	50
13.6.3	Presets which do not support multi weights . . . . .	52
13.6.4	Presets which use HG fonts . . . . .	53
13.6.5	Define/Use Custom Presets . . . . .	53
<b>III</b>	<b>Implementations</b>	<b>55</b>
<b>14</b>	<b>Storing Parameters</b>	<b>55</b>
14.1	Used dimensions, attributes and whatsit nodes . . . . .	55
14.2	Stack system of $\text{Lua}\TeX\text{-ja}$ . . . . .	56
14.3	Lua functions of the stack system . . . . .	57
14.4	Extending Parameters . . . . .	57
<b>15</b>	<b>Linebreak after a Japanese Character</b>	<b>58</b>
15.1	Reference: behavior in $\text{p}\TeX$ . . . . .	58
15.2	Behavior in $\text{Lua}\TeX\text{-ja}$ . . . . .	59
15.3	Composition of Kana from Combining Character Sequences . . . . .	60
<b>16</b>	<b>Patch for the listings Package</b>	<b>60</b>
16.1	Notes and additional keys . . . . .	61
16.2	Class of characters . . . . .	61

<b>17 Cache Management of LuaTeX-ja</b>	<b>63</b>
17.1 Use of cache . . . . .	63
17.2 Internal . . . . .	63
<b>References</b>	<b>65</b>

**This documentation is far from complete. It may have many grammatical (and contextual) errors.** Also, several parts are written in Japanese only.

## Part I

# User's manual

## 1 Introduction

The Lua $\TeX$ -ja package is a macro package for typesetting high-quality Japanese documents when using Lua $\TeX$ .

### 1.1 Backgrounds

Traditionally, ASCII p $\TeX$ , an extension of  $\TeX$ , and its derivatives are used to typeset Japanese documents in  $\TeX$ . p $\TeX$  is an engine extension of  $\TeX$ : so it can produce high-quality Japanese documents without using very complicated macros. But this point is a mixed blessing: p $\TeX$  is left behind from other extensions of  $\TeX$ , especially  $\epsilon$ - $\TeX$  and pdf $\TeX$ , and from changes about Japanese processing in computers (*e.g.*, the UTF-8 encoding).

Recently extensions of p $\TeX$ , namely up $\TeX$  (Unicode-implementation of p $\TeX$ ) and  $\epsilon$ -p $\TeX$  (merging of p $\TeX$  and  $\epsilon$ - $\TeX$  extension), have developed to fill those gaps to some extent, but gaps still exist.

However, the appearance of Lua $\TeX$  changed the whole situation. With using Lua “callbacks”, users can customize the internal processing of Lua $\TeX$ . So there is no need to modify sources of engines to support Japanese typesetting: to do this, we only have to write Lua scripts for appropriate callbacks.

### 1.2 Major changes from p $\TeX$

The Lua $\TeX$ -ja package is under much influence of p $\TeX$  engine. The initial target of development was to implement features of p $\TeX$ . However, implementing all feature of p $\TeX$  is impossible, since all process of Lua $\TeX$ -ja must be implemented only by Lua and  $\TeX$  macros. Hence *Lua $\TeX$ -ja is not a just porting of p $\TeX$ ; unnatural specifications/behaviors of p $\TeX$  were not adopted.*

The followings are major changes from p $\TeX$ . For more detailed information, see Part III or other sections of this manual.

■ **Command names** p $\TeX$  adds several primitives, such as `\kanjiskip`, `\prebreakpenalty`, and `\ifydir`. They can be used as follows:

```
\kanjiskip=10pt \dimen0=kanjiskip
\tbaselineshift=0.1zw
\dimen0=\tbaselineshift
\prebreakpenalty`あ=100
\ifydir ... \fi
```

However, we cannot use them under Lua $\TeX$ -ja. Instead of them, we have to write as the following.

```
\ltjsetparameter{kanjiskip=10pt} \dimen0=\ltjgetparameter{kanjiskip}
\ltjsetparameter{tbaselineshift=0.1\zw}
\dimen0=\ltjgetparameter{tbaselineshift}
\ltjsetparameter{prebreakpenalty={`あ,100}}
\ifnum\ltjgetparameter{direction}=4 ... \fi
```

Note that p $\TeX$  adds new two useful units, namely zw and zh. As shown above, *they are changed to \zw and \zh respectively* in Lua $\TeX$ -ja.<sup>1</sup>

■ **Linebreak after a Japanese character** In p $\TeX$ , a line break after Japanese character is ignored (and doesn't yield a space), since line breaks (in source files) are permitted almost everywhere in Japanese texts. However, Lua $\TeX$ -ja doesn't have this feature completely, because of a specification of Lua $\TeX$ . For the detail, see Section 15.

<sup>1</sup>Lua $\TeX$ -ja 20200127.0 introduces `\ltj@zw` and `\ltj@zh`, which are copy of `\zw` and `\zh`.

■**Spaces related to Japanese characters** The insertion process of glues/kerns between two Japanese characters and between a Japanese character and other characters (we refer glues/kerns of both kinds as **JAgglue**) is rewritten from scratch.

- As Lua $\TeX$ 's internal ligature handling is *node-based* (e.g., `of{}fice` doesn't prevent ligatures), the insertion process of **JAgglue** is now *node-based*.
- Furthermore, nodes between two characters which have no effects in line break (e.g., `\special node`) and kerns from italic correction are ignored in the insertion process.
- *Caution: due to above two points, many methods which did for the dividing the process of the insertion of **JAgglue** in p $\TeX$  are not effective anymore.* In concrete terms, the following two methods are not effective anymore:

ちよ{}つと    ちよ\つと

If you want to do so, please put an empty horizontal box (`hbox`) between it instead:

ちよ\hbox{}つと

- In the process, two Japanese fonts which only differ in their “real” fonts are identified.

■**Directions** From version 20150420.0, Lua $\TeX$ -ja supports vertical writing. We implement this feature by using callbacks of Lua $\TeX$ ; so it must *not* be confused with  $\Omega$ -style direction support of Lua $\TeX$  itself. Due to implementation, the dimension returned by `\wd`, `\ht`, or `\dp` depends on the content of the register *only*. This is major difference with p $\TeX$ .

■**\discretionary** Japanese characters in discretionary break (`\discretionary`) is not supported.

■**Greek and Cyrillic letters, and ISO 8859-1 symbols** By default, Lua $\TeX$ -ja uses Japanese fonts to typeset Greek and Cyrillic letters. To change this behavior, put `\ltjsetparameter{jacharrange={-2,-3}}` in the preamble. For the detailed description, see Subsection 4.1.

From version 20150906.0, characters which belongs both ISO 8859-1 and JIS X 0208, such as ¶ and §, are now typeset in alphabetic fonts.

### 1.3 Notations

In this document, the following terms and notations are used:

- Characters are classified into following two types. Note that the classification can be customized by a user (see Subsection 4.1).
  - **JAchar**: standing for characters which is used in Japanese typesetting, such as Hiragana, Katakana, Kanji, and other Japanese punctuation marks.
  - **ALchar**: standing for all other characters like latin alphabets.

We say *alphabetic fonts* for fonts used in **ALchar**, and *Japanese fonts* for fonts used in **JAchar**.

- A word in a sans-serif font with underline (like [prebreakpenalty](#)) means an internal parameter for Japanese typesetting, and it is used as a key in `\ltjsetparameter` command.
- A word in a sans-serif font without underline (like `fontspec`) means a package or a class of  $\LaTeX$ .
- In this document, natural numbers start from zero.  $\omega$  denotes the set of all natural numbers which can be used in  $\TeX$ .

## 1.4 About the project

■ **Project Wiki** Project Wiki is under construction.

- <https://osdn.jp/projects/luatex-ja/wiki/FrontPage%28en%29> (English)
- <https://osdn.jp/projects/luatex-ja/wiki/FrontPage> (Japanese)
- <https://osdn.jp/projects/luatex-ja/wiki/FrontPage%28zh%29> (Chinese)

This project is hosted by OSDN.

### ■ **Members**

- Hironori KITAGAWA
- Kazuki MAEDA
- Takayuki YATO
- Yusuke KUROKI
- Noriyuki ABE
- Munehiro YAMAMOTO
- Tomoaki HONDA
- Shuzaburo SAITO
- MA Qiyuan

## 2 Getting Started

### 2.1 Installation

The following packages are needed for the LuaTeX-ja package.

- [LuaTeX](#) 1.10.0 (or later) (DVI output (`\outputmode=0` is not supported.)
- recent [luaotfload](#) (v3.1 or later recommended)
- [adobemapping](#) (Adobe `cmap` and `pdfmapping` files)
- [LaTeX 2<sub>ε</sub>](#) 2020-02-02 patch level 5 or later (if you want to use LuaTeX-ja with [LaTeX 2<sub>ε</sub>](#))
- [etoolbox](#) (if you want to use LuaTeX-ja with [LaTeX 2<sub>ε</sub>](#))
- [everysel](#) (only for [LaTeX 2<sub>ε</sub>](#) 2020-02-02 and 2020-10-01)
- [filehook](#), [atbegshi](#) (only for [LaTeX 2<sub>ε</sub>](#) 2020-02-02)
- [ltxcmds](#), [pdftexcmds](#)
- [fontspec](#) v2.7c (or later)
- *Harano Aji fonts* (<https://github.com/trueroad/HaranoAjiFonts>)  
More specifically, *HaranoAjiMincho-Regular* and *HaranoAjiGothic-Medium*.

Now LuaTeX-ja is available from CTAN (in the `macros/luatex/generic/luatexja` directory), and the following distributions:

- [TeX Live](#) (in `texmf-dist/tex/luatex/luatexja`)
- [W32TeX](#) (in `luatexja.tar.xz`)
- [MiKTeX](#) (in `luatexja.tar.xz`)

Harano Aji fonts are also available in these distributions (`haranoaji` in [TeX Live](#) and [MiKTeX](#), and `luatexja.tar.xz` in [W32TeX](#)).

■ **HarfBuzz and LuaTeX-ja** Using LuaTeX-ja with [LuaHBTeX](#) (LuaTeX integrated with [HarfBuzz](#)) is not well tested. Maybe documents can typeset without an error, but with unwanted results (especially, vertical typesetting and `\CID`).

Especially, *We don't recommend defining a Japanese font with HarfBuzz*, by specifying `Renderer=Harfbuzz` etc. (`fontspec`) or `mode=harf` (otherwise).

#### ■ Manual installation

1. Download the source, by one of the following method. At the present, LuaTeX-ja has no *stable* release.
  - Clone the Git repository by

```
$ git clone git://git.osdn.jp/gitroot/luatex-ja/luatexja.git
```
  - Download the tar.gz archive of HEAD in the master branch from  
<http://git.osdn.jp/view?p=luatex-ja/luatexja.git;a=snapshot;h=HEAD;sf=tgz>.

Note that the master branch, and hence the archive in CTAN, are not updated frequently; the forefront of development is not the master branch.

2. Extract the archive. You will see `src/` and several other sub-directories. But only the contents in `src/` are needed to work LuaTeX-ja.



- If you downloaded this package from CTAN, you have to run following commands to generate classes:

```
$ cd src
$ lualatex ltjclasses.ins
$ lualatex ltjstyles.ins
$ lualatex ltjltxdoc.ins
```

- Copy all the contents of `src/` into one of your TEXMF tree. `TEXMF/tex/luatex/luatexja/` is an example location. If you cloned entire Git repository, making a symbolic link of `src/` instead copying is also good.
- If `mktexlsr` is needed to update the file name database, make it so.

## 2.2 Cautions

For changes from pTeX, see Subsection 1.2.

- The encoding of your source file must be UTF-8. Other encodings, such as EUC-JP or Shift-JIS, are not supported.
- LuaTeX-ja is very slower than pTeX, and uses a lot of memory.
- (Outdated) note for MiKTeX users** LuaTeX-ja requires that several CMap files<sup>2</sup> must be found from LuaTeX. Strictly speaking, those CMaps are needed only in the first run of LuaTeX-ja after installing or updating. But it seems that MiKTeX does not satisfy this condition, so you will encounter an error like the following:

```
! LuaTeX error ...iles (x86)/MiKTeX 2.9/tex/luatex/luatexja/ltj-rmlgbm.lua
bad argument #1 to 'open' (string expected, got nil)
```

If so, please execute a batch file which is written on [the Project Wiki \(English\)](#). This batch file creates a temporary directory, copy CMaps in it, run a test file which loads LuaTeX-ja in this directory, and finally delete the temporary directory.

- Note that when LuaTeX-ja is loaded in plain LuaTeX, we cannot use color specification on font loading, such as

```
\font\hoge=lmroman10-regular.otf:color=FF0000 % \font primitive
```

This is because codes for shifting baseline in math mode (LuaTeX-ja) collide with and prevents loading codes for font color (`luaotfload`) in these environments. *We recommend to use L<sup>A</sup>T<sub>E</sub>X 2020-02-02 (or later)*, since we can avoid this collision in there.

## 2.3 Using in plain T<sub>E</sub>X

To use LuaTeX-ja in plain T<sub>E</sub>X, simply put the following at the beginning of the document:

```
\input luatexja.sty
```

This does minimal settings (like `ptex.tex`) for typesetting Japanese documents:

- The following 12 Japanese fonts are preloaded:

direction	classification	font name	“10 pt”	“7 pt”	“5 pt”
<i>yoko</i> (horizontal)	<i>mincho</i>	HaranoAjiMincho-Regular	<code>\tenmin</code>	<code>\sevenmin</code>	<code>\fivemin</code>
	<i>gothic</i>	HaranoAjiGothic-Medium	<code>\tengt</code>	<code>\sevengt</code>	<code>\fivegt</code>
<i>tate</i> (vertical)	<i>mincho</i>	HaranoAjiMincho-Regular	<code>\tentmin</code>	<code>\seventmin</code>	<code>\fivetmin</code>
	<i>gothic</i>	HaranoAjiGothic-Medium	<code>\tentgt</code>	<code>\seventgt</code>	<code>\fivetgt</code>

<sup>2</sup>UniJIS2004-UTF32- $\{H,V\}$  and Adobe-Japan1-UCS2.

- The “default” Japanese fonts (and JFMs for them) can be modified by defining `\ltj@stdmcfont` etc. *before* one inputs `luatexja.sty` (Subsection 8.3).
- A character in an alphabetic font is generally smaller than a Japanese font in the same size. So actual size specification of these Japanese fonts is in fact smaller than that of alphabetic fonts, namely scaled by 0.962216.
- The amount of glue that are inserted between a **J**Achar and an **AL**char (the parameter [xkanjiskip](#)) is set to

$$(0.25 \cdot 0.962216 \cdot 10 \text{ pt})_{-1 \text{ pt}}^{+1 \text{ pt}} = 2.40554 \text{ pt}_{-1 \text{ pt}}^{+1 \text{ pt}}$$

## 2.4 Using in $\LaTeX$

Using in  $\LaTeX 2_{\epsilon}$  is basically same. To set up the minimal environment for Japanese, you only have to load `luatexja.sty`:

```
\usepackage{luatexja}
```

It also does minimal settings (counterparts in  $\text{p}\LaTeX$  are `plfonts.dtx` and `pldefs.ltx`).

- Font encodings for Japanese fonts are JY3 (for horizontal direction) and JT3 (for vertical direction).
- Traditionally, Japanese documents use only two families: *mincho* (明朝体) and *gothic* (ゴシック体). *mincho* is used in the main text, while *gothic* is used in the headings or for emphasis.

classification	commands	family
<i>mincho</i> (明朝体)	<code>\textmc{...}</code> <code>{\mcfamily ...}</code>	<code>\mcdefault</code>
<i>gothic</i> (ゴシック体)	<code>\textgt{...}</code> <code>{\gtfamily ...}</code>	<code>\gtdefault</code>
(Japanese counterpart for typewriter font)	–	<code>\jttdefault</code>

Here `\jttdefault` specifies the Japanese font family in `\verb` or `verbatim` environment, and its default value is `\mcdefault` (*mincho* family).<sup>3</sup>  $\text{Lua}\TeX$ -ja does not define commands to only switch current Japanese font family to `\jttdefault`.

- By default, the following fonts are used for these two families.

classification	family	<code>\mdseries</code>	<code>\bfseries</code>	scale
<i>mincho</i> (明朝体)	mc	HaranoAjiMincho-Regular	HaranoAjiGothic-Medium	0.962216
<i>gothic</i> (ゴシック体)	gt	HaranoAjiGothic-Medium	HaranoAjiGothic-Medium	0.962216

- Note that the bold series (series `bx` or `b`) in both family are same as the medium series of *gothic* family. There is no italic nor slanted shape for these `mc` and `gt`.
- From version 20181102.0, one can specifies `disablejfam` option at loading  $\text{Lua}\TeX$ -ja. This option prevents loading a patch for  $\LaTeX$ , which are needed to support Japanese characters in math mode. Without `disablejfam` option, one can typeset Japanese characters in math mode as  $\$あ\$$  (see Page 11) as before. Japanese characters in math mode are typeset by the font family `mc`.
- If you use the beamer class with the default font theme (which uses sans serif fonts) and with  $\text{Lua}\TeX$ -ja, you might want to change default Japanese fonts to the *gothic* family. The following line changes the default Japanese font family to it:

```
\renewcommand{\kanjifamilydefault}{\gtdefault}
```

<sup>3</sup>When `ltsclasses` classes are used, or `luatexja-fontspec` (or `luatexja-preset`) is loaded with `match` option, `\ttfamily` changes the current Japanese font family to `\jttdefault`. These classes and packages also redefine `\jttdefault` to `\gtdefault` (*gothic* family).

However, above settings are not sufficient for Japanese-based documents. To typeset Japanese-based documents, you are better to use class files other than `article.cls`, `book.cls`, and so on. At the present, LuaTeX-ja has the counterparts of `jclasses` (standard classes in pLaTeX) and `jsclasses` (classes by Haruhiko Okumura), namely, `ltjclasses`<sup>4</sup> and `ltjsclasses`<sup>5</sup>.

Original `jsclasses` use `\mag` primitive to set the main document font size. However, LuaTeX does not support `\mag` in PDF output, so `ltjsclasses` uses the `nomag*` option<sup>6</sup> by default to set the main font size. If this causes some unexpected behavior, specify `nomag` option in `\documentclass`.

■ **geometry package and classes for vertical writing** It is well-known that the `geometry` package produces the following error, when classes for vertical writing is used:

```
! Incompatible direction list can't be unboxed.
\@begindvi ->\unvbox \@begindvibox
          \global \let \@begindvi \@empty
```

Now, LuaTeX-ja automatically applies the patch `l1tjp-geometry` to the `geometry` package, when the direction of the document is *tate* (vertical writing). This patch `l1tjp-geometry` also can be used in pLaTeX; for the detail, please refer [l1tjp-geometry.pdf](#) (Japanese).

## 3 Changing Fonts

### 3.1 plain TeX and LaTeX 2<sub>ε</sub>

■ **plain TeX** To change Japanese fonts in plain TeX, you must use the command `\jfont` and `\tfont`. So please see Subsection 8.1.

■ **LaTeX 2<sub>ε</sub> (NFSS2)** For LaTeX 2<sub>ε</sub>, LuaTeX-ja adopted most of the font selection system of pLaTeX 2<sub>ε</sub> (in `plfonts.dtx`).

	encoding	family	series	shape	selection
<b>Alphabetic fonts</b>	<code>\romanencoding</code>	<code>\romanfamily</code>	<code>\romanseries</code>	<code>\romanshape</code>	<code>\useroman</code>
<b>Japanese fonts</b>	<code>\kanjiencoding</code>	<code>\kanjifamily</code>	<code>\kanjiseriess</code>	<code>\kanjishape</code>	<code>\usekanji</code>
<b>both</b>	—	—	<code>\fontseries</code>	<code>\fontshape*</code>	—
<b>auto select</b>	<code>\fontencoding</code>	<code>\fontfamily</code>	—	—	<code>\usefont</code>

- `\fontfamily`, `\fontseries`, and `\fontshape` try to change attributes of Japanese fonts, as well as those of alphabetic fonts. Of course, `\selectfont` is needed to select current text fonts.

Note that `\fontshape` always changes current alphabetic font shape, but it does *not* change current Japanese font shape if the target shape is unavailable for current Japanese encoding/family/series. For the detail, see Subsection 11.2.

- `\fontencoding{<encoding>}` changes the encoding of alphabetic fonts or Japanese fonts depending on the argument. For example, `\fontencoding{JY3}` changes the encoding of Japanese fonts to JY3, and `\fontencoding{T1}` changes the encoding of alphabetic fonts to T1. `\fontfamily` also changes the current Japanese font family, the current alphabetic font family, *or both*. For the detail, see Subsection 11.2.
- For defining a Japanese font family, use `\DeclareKanjiFamily` instead of `\DeclareFontFamily`. (In previous version of LuaTeX-ja, using `\DeclareFontFamily` didn't cause any problem. But this no longer applies the current version.)
- Defining a Japanese font shape can be done by usual `\DeclareFontShape`:

```
\DeclareFontShape{JY3}{mc}{b}{n}{<-> s*HaranoAjiMincho--Bold:jfm=ujis;-kern}{ }
% Harano Aji Mincho Bold
```

<sup>4</sup>`ltjarticle.cls`, `ltjbook.cls`, `ltjreport.cls`, `ltjtarticle.cls`, `ltjtbook.cls`, `ltjtreport.cls`. The latter `ltjt*.cls` are for vertically written Japanese documents.

<sup>5</sup>`ltjsarticle.cls`, `ltjsbook.cls`, `ltjsreport.cls`, `ltjskiyou.cls`.

<sup>6</sup>Same effect as the `BXjcls` classes (by Takayuki Yato) and `jsclasses`. However, these classes uses only TeX code, but `ltjsclasses` uses Lua code.

Table 1. Commands of luatexja-fontspec

<b>Japanese fonts</b>	<code>\jfontspec</code>	<code>\setmainjfont</code>	<code>\setsansjfont</code>	<code>\setmonojfont</code>
<b>Alphabetic fonts</b>	<code>\fontspec</code>	<code>\setmainfont</code>	<code>\setsansfont</code>	<code>\setmonofont</code>
<b>Japanese fonts</b>	<code>\newjfontfamily</code>	<code>\renewjfontfamily</code>	<code>\setjfontfamily</code>	
<b>Alphabetic fonts</b>	<code>\newfontfamily</code>	<code>\renewfontfamily</code>	<code>\setfontfamily</code>	
<b>Japanese fonts</b>	<code>\newjfontface</code>	<code>\defaultjfontfeatures</code>	<code>\addjfontfeatures</code>	
<b>Alphabetic fonts</b>	<code>\newfontface</code>	<code>\defaultfontfeatures</code>	<code>\addfontfeatures</code>	

■ **Japanese characters in math mode** Since p $\TeX$  supports Japanese characters in math mode, there are sources like the following:

```

1 $f_{高温}$~($f_{\text{high temperature}}$).            $f_{\text{高温}}$  ( $f_{\text{high temperature}}$ ).
2 \[ y=(x-1)^2+2\quad \text{よって}\quad y>0 \]           $y = (x - 1)^2 + 2 \quad \text{よって} \quad y > 0$ 
3 $5\in \text{素}:=\{\,p\in\mathbb{N}:\text{\textit{p}} \text{ is a}     $5 \in \text{素} := \{ p \in \mathbb{N} : p \text{ is a prime} \}.$ 
   prime\},\}$.
```

We (the project members of Lua $\TeX$ -ja) think that using Japanese characters in math mode are allowed if and only if these are used as identifiers. In this point of view,

- The lines 1 and 2 above are not correct, since “高温” in above is used as a textual label, and “よって” is used as a conjunction.
- However, the line 3 is correct, since “素” is used as an identifier.

Hence, in our opinion, the above input should be corrected as:

```

1 $f_{\text{高温}}$~%                                      $f_{\text{高温}}$  ( $f_{\text{high temperature}}$ ).
2 ($f_{\text{high temperature}}$).
3 \[ y=(x-1)^2+2\quad \mathrel{\mbox{よって}}\quad y>0 \]     $y = (x - 1)^2 + 2 \quad \text{よって} \quad y > 0$ 
4 \mathrel{\mbox{よって}}\quad y>0 \]
5 $5\in \text{素}:=\{\,p\in\mathbb{N}:\text{\textit{p}} \text{ is a}     $5 \in \text{素} := \{ p \in \mathbb{N} : p \text{ is a prime} \}.$ 
   prime\},\}$.
```

We also believe that using Japanese characters as identifiers is rare, hence we don’t describe how to change Japanese fonts in math mode in this chapter. For the method, please see Subsection 8.6.

When Lua $\TeX$ -ja is loaded with `disablejfam` option, one cannot write Japanese characters in math mode as `$素$`. At that case, one have to use `\mbox` (or `\text` in the `amsmath` package).

## 3.2 luatexja-fontspec package

To use the functionality of the fontspec package to Japanese fonts, it is needed to load the luatexja-fontspec package in the preamble, as follows:

```
\usepackage[options]{luatexja-fontspec}
```

This luatexja-fontspec package automatically loads luatexja and fontspec packages, if needed.

In the luatexja-fontspec package, several commands are defined as counterparts of original commands in the fontspec package (see Table 1):

The package option of luatexja-fontspec are the followings:

`match`

If this option is specified, usual family-changing commands such as `\rmfamily`, `\textrm`, `\sffamily`, ... also change Japanese font family.

`pass=<opts>`

(*Obsoleted*) Specify options `<opts>` which will be passed to the fontspec package.

scale=*(float)*

Override the ratio of the font size of Japanese fonts to that of alphabetic fonts. The default value is determined as follows:

- The value of `\Cjascale` is used, if this control sequence is already defined.
- It is calculated automatically from the current Japanese font at the loading of the package, if `\Cjascale` is not defined.

`\Cjascale` is defined in `ltjclasses` and `ltjssclasses`.

All other options listed above are simply passed to the `fontspec` package. This means that two lines below are equivalent, for example.

```
\usepackage[no-math]{fontspec}\usepackage{luatexja-fontspec}
\usepackage[no-math]{luatexja-fontspec}
```

Note that kerning information in a font is not used (that is, kern feature is set off) by default in these seven (or eight) commands. This is because of the compatibility with previous versions of LuaTeX-ja (see 8.1).

Below is an example of `\jfontspec`.

```
1 \jfontspec[CJKShape=NLC]{HaranoAjiMincho-Regular}
2 JIS~X~0213:2004→辻鯨\par
3 \jfontspec[CJKShape=JIS1990]{HaranoAjiMincho-Regular}
4 JIS~X~0208-1990→辻鯨\par
5 \jfontspec[CJKShape=JIS1978]{HaranoAjiMincho-Regular}
6 JIS~C~6226-1978→辻鯨
```

JIS X 0213:2004 →辻鯨  
JIS X 0208-1990 →辻鯨  
JIS C 6226-1978 →辻鯨

### 3.3 Presets of Japanese fonts

With `luatexja-preset` package, one use one of “preset” to simplify Japanese font setting. For details of package options, and those of each presets, please see Subsection 13.6. The following presets are defined:

```
haranoaji, hiragino-pro, hiragino-pron, ipa, ipa-hg, ipaex, ipaex-hg,
kozuka-pr6, kozuka-pr6n, kozuka-pro, moga-mobo, moga-mobo-ex, bizud,
morisawa-pr6n, morisawa-pro, ms, ms-hg, noembed, noto-otc, noto-otf,
sourcehan, sourcehan-jp, ume, yu-osx, yu-win, yu-win10
```

For example, this document loads `luatexja-preset` package by

```
\usepackage[haranoaji]{luatexja-preset}
```

which means that Harano Aji fonts will be used in this document.

### 3.4 \CID, \UTF, and macros in japanese-otf package

Under p<sub>A</sub>TeX, `japanese-otf` package (developed by Shuzaburo Saito) is used for typesetting characters which is in Adobe-Japan1-6 CID but not in JIS X 0208. Since this package is widely used, LuaTeX-ja supports some of functions in the `japanese-otf` package, as an external package `luatexja-otf`.

```
1 森\UTF{9DD7}外と\CID{13966}田百\UTF{9592}とが
2 \UTF{9AD9}島屋に\
3 \CID{7652}飾区の\CID{13706}野家,
4 \CID{1481}城市, 葛西駅, \
5 高崎と\CID{8705}\UTF{FA11}, 濱と\ajMayuHama\
6 \aj半角{カタカナ}\ajKakko3\ajMaruYobi{2}%
7 \ajLig{令和}\ajLig{問}\ajJIS
```

森鷗外と内田百閒とが高島屋に  
葛飾区の吉野家, 葛城市, 葛西駅,  
高崎と高崎, 濱と濱  
ㇿㇿ(3)ㇿㇿㇿㇿ

## 4 Changing Internal Parameters

There are many internal parameters in LuaTeX-ja. And due to the behavior of LuaTeX, most of them are not stored as internal register of TeX, but as an original storage system in LuaTeX-ja. Hence, to assign or acquire those parameters, you have to use commands `\ltjsetParameter` and `\ltjgetParameter`.

Table 2. Characters in predefined character range 8.

§ (U+00A7)	Section Sign	¨ (U+00A8)	Diaeresis
° (U+00B0)	Degree sign	± (U+00B1)	Plus-minus sign
´ (U+00B4)	Spacing acute	¶ (U+00B6)	Paragraph sign
× (U+00D7)	Multiplication sign	÷ (U+00F7)	Division Sign

Table 3. Unicode blocks in predefined character range 1.

U+0080–U+00FF	Latin-1 Supplement	U+0100–U+017F	Latin Extended-A
U+0180–U+024F	Latin Extended-B	U+0250–U+02AF	IPA Extensions
U+02B0–U+02FF	Spacing Modifier Letters	U+0300–U+036F	Combining Diacritical Marks
U+1E00–U+1EFF	Latin Extended Additional		

## 4.1 Range of JAchars

Lua $\TeX$ -ja divides the Unicode codespace U+0080–U+10FFFF into *character ranges*, numbered 1 to 217. The grouping can be (globally) customized by `\ltjdefcharrange`. The next line adds whole characters in Supplementary Ideographic Plane and the character “漢” to the character range 100.

```
\ltjdefcharrange{100}{"20000-"2FFFF, `漢}
```

A character can belong to only one character range. For example, whole SIP belong to the range 4 in the default setting of Lua $\TeX$ -ja, and if one executes the above line, then SIP will belong to the range 100 and be removed from the range 4.

The distinction between **ALchar** and **JAchar** is performed by character ranges. This can be edited by setting the `jacharrange` parameter. For example, the code below is just the default setting of Lua $\TeX$ -ja, and it sets

- a character which belongs character ranges 1, 4, 5, and 8 is **ALchar**,
- a character which belongs character ranges 2, 3, 6, 7, and 9 is **JAchar**.

```
\ltjsetparameter{jacharrange={-1, +2, +3, -4, -5, +6, +7, -8, +9}}
```

The argument to `jacharrange` parameter is a list of non-zero integer. Negative integer  $-n$  in the list means that “each character in the range  $n$  is an **ALchar**”, and positive integer  $+n$  means that “... is a **JAchar**”.

Note that characters U+0000–U+007F are always treated as an **ALchar** (this cannot be customized).

■ **Default character ranges** Lua $\TeX$ -ja predefines nine character ranges for convenience. They are determined from the following data:

- Blocks in Unicode 12.0.0.
- The Adobe-Japan1-UCS2 mapping between a CID Adobe-Japan1- and Unicode.
- The PXbase bundle for up $\TeX$  by Takayuki Yato.

Now we describe these nine ranges. The superscript “J” or “A” after the number shows whether each character in the range is treated as **JAchars** or not by default. These settings are similar to the `prefercjk` settings defined in PXbase bundle. Any characters equal to or above U+0080 which does not belong to these eight ranges belongs to the character range 217.

**Range 8<sup>A</sup>** The intersection of the upper half of ISO 8859-1 (Latin-1 Supplement) and JIS X 0208 (a basic character set for Japanese). The character list is indicated in [Table 2](#).

**Range 1<sup>A</sup>** Latin characters that some of them are included in Adobe-Japan1-7. This range consists of the Unicode ranges indicated in [Table 3](#), *except characters in the range 8 above*.

**Range 2<sup>J</sup>** Greek and Cyrillic letters. JIS X 0208 (hence most of Japanese fonts) has some of these characters.

Table 4. Unicode blocks in predefined character range 3.

U+2070–U+209F	Superscripts and Subscripts		
U+20A0–U+20CF	Currency Symbols	U+20D0–U+20FF	Comb. Diacritical Marks for Symbols
U+2100–U+214F	Letterlike Symbols	U+2150–U+218F	Number Forms
U+2190–U+21FF	Arrows	U+2200–U+22FF	Mathematical Operators
U+2300–U+23FF	Miscellaneous Technical	U+2400–U+243F	Control Pictures
U+2500–U+257F	Box Drawing	U+2580–U+259F	Block Elements
U+25A0–U+25FF	Geometric Shapes	U+2600–U+26FF	Miscellaneous Symbols
U+2700–U+27BF	Dingbats	U+2900–U+297F	Supplemental Arrows-B
U+2980–U+29FF	Misc. Math Symbols-B	U+2B00–U+2BFF	Misc. Symbols and Arrows

Table 5. Characters in predefined character range 9.

(U+2002)	En space	(U+2010)	Hyphen
(U+2011)	Non-breaking hyphen	(U+2013)	En dash
(U+2014)	Em dash	(U+2015)	Horizontal bar
(U+2016)	Double vertical line	(U+2018)	Left single quotation mark
(U+2019)	Right single quotation mark	(U+201A)	Single low-9 quotation mark
(U+201C)	Left double quotation mark	(U+201D)	Right double quotation mark
(U+201E)	Double low-9 quotation mark	(U+2020)	Dagger
(U+2021)	Double dagger	(U+2022)	Bullet
(U+2025)	Two dot leader	(U+2026)	Horizontal ellipsis
(U+2030)	Per mille sign	(U+2032)	Prime
(U+2033)	Double prime	(U+2039)	Single left-pointing angle quot.
(U+203A)	Single right-pointing angle quot.	(U+203B)	Reference mark
(U+203C)	Double exclamation mark	(U+203E)	Overline
(U+203F)	Undertie	(U+2042)	Asterism
(U+2044)	Fraction slash	(U+2047)	Double question mark
(U+2048)	Question exclamation mark	(U+2049)	Exclamation question mark
(U+2051)	Two asterisks aligned vertically		

- U+0370–U+03FF: Greek and Coptic
- U+0400–U+04FF: Cyrillic
- U+1F00–U+1FFF: Greek Extended

**Range 3<sup>J</sup>** Miscellaneous symbols. The block list is indicated in [Table 4](#).

**Range 9<sup>J</sup>** The intersection of the “General Punctuation” block (U+2000–U+206F) and Adobe-Japan1-7 character collection. This character range characters in [Table 5](#).

**Range 4<sup>A</sup>** Characters usually not in Japanese fonts. This range consists of almost all Unicode blocks which are not in other predefined ranges. Hence, instead of showing the block list, we put the definition of this range itself.

```
\ltjdefcharrange{4}{%
  "500-"10FF, "1200-"1DFF, "2440-"245F, "27C0-"28FF, "2A00-"2AFF,
  "2C00-"2E7F, "4DC0-"4DFF, "A4D0-"A95F, "A980-"ABFF, "E000-"F8FF,
  "FB00-"FE0F, "FE20-"FE2F, "FE70-"FEFF, "10000-"1AFFF, "1B170-"1F0FF,
  "1F300-"1FFFF, ... (and characters in U+2000–U+206F which are not in range 9)
} % non-Japanese
```

**Range 5<sup>A</sup>** Surrogates and Supplementary Private Use Areas.

**Range 6<sup>J</sup>** Characters used in Japanese. The block list is indicated in [Table 6](#).

**Range 7<sup>J</sup>** Characters used in CJK languages, but not included in Adobe-Japan1-7. The block list is indicated in [Table 7](#).

■ **Notes on U+0080–U+00FF** You should treat characters in `textttU+0080–U+00FF` as `ALchar`, when you use traditional 8-bit fonts, such as the `marvosym` package.

Table 6. Unicode blocks in predefined character range 6.

U+2460–U+24FF	Enclosed Alphanumerics	U+2E80–U+2EFF	CJK Radicals Supplement
U+3000–U+303F	CJK Symbols and Punctuation	U+3040–U+309F	Hiragana
U+30A0–U+30FF	Katakana	U+3190–U+319F	Kanbun
U+31F0–U+31FF	Katakana Phonetic Extensions	U+3200–U+32FF	Enclosed CJK Letters and Months
U+3300–U+33FF	CJK Compatibility	U+3400–U+4DBF	CJK Unified Ideographs Ext-A
U+4E00–U+9FFF	CJK Unified Ideographs	U+F900–U+FAFF	CJK Compatibility Ideographs
U+FE10–U+FE1F	Vertical Forms	U+FE30–U+FE4F	CJK Compatibility Forms
U+FE50–U+FE6F	Small Form Variants	U+FF00–U+FFEF	Halfwidth and Fullwidth Forms
U+1B000–U+1B0FF	Kana Supplement	U+1B100–U+1B12F	Kana Extended-A
U+1F100–U+1F1FF	Enclosed Alphanumeric Supp.	U+1F200–U+1F2FF	Enclosed Ideographic Supp.
U+20000–U+2FFFF	(Supp. Ideographic Plane)	U+30000–U+3FFFF	(Tert. Ideographic Plane)
U+E0100–U+E01EF	Variation Selectors Supp.		

Table 7. Unicode blocks in predefined character range 7.

U+1100–U+11FF	Hangul Jamo	U+2F00–U+2FDF	Kangxi Radicals
U+2FF0–U+2FFF	Ideographic Description Characters	U+3100–U+312F	Bopomofo
U+3130–U+318F	Hangul Compatibility Jamo	U+31A0–U+31BF	Bopomofo Extended
U+31C0–U+31EF	CJK Strokes	U+A000–U+A48F	Yi Syllables
U+A490–U+A4CF	Yi Radicals	U+A960–U+A97F	Hangul Jamo Extended-A
U+AC00–U+D7AF	Hangul Syllables	U+D7B0–U+D7FF	Hangul Jamo Extended-B

For example, `\Frowny` which is provided by the `marvosym` package has the same codepoint as `§` (U+00A7). Hence, as previous versions of `LuaTeX-ja`, if these characters are treated as `JAchar`, then `\Frowny` produces “`§`” (in a Japanese font).

To avoid such situations, the default setting of `LuaTeX-ja` is changed in version 20150906.0 so that all characters U+0080–U+00FF are treated as `ALchar`.

If you want to output a character as `ALchar` and `JAchar` regardless the range setting, you can use `\ltjalchar` and `\ltjjachar` respectively, as the following example.

```

1 \gtfamily\large % default, ALchar, JAchar
2 ¶, \ltjalchar`¶, \ltjjachar`¶\ % default: ALchar
3 α, \ltjalchar`α, \ltjjachar`α % default: JAchar

```

¶, ¶, ¶  
α, α, α

## 4.2 `kanjiskip` and `xkanjiskip`

`JAg glue` is divided into the following three categories:

- Glues/kerns specified in JFM. If `\inhibitglue` is issued around a `JAchar`, this glue will not be inserted at the place.
- The default glue which inserted between two `JAchars` (`kanjiskip`).
- The default glue which inserted between a `JAchar` and an `ALchar` (`xkanjiskip`).

The value (a skip) of `kanjiskip` or `xkanjiskip` can be changed as the following. Note that only their values *at the end of a paragraph or a hbox are adopted in the whole paragraph or the whole hbox*.

```

\ltjsetparameter{kanjiskip={0pt plus 0.4pt minus 0.4pt},
xkanjiskip={0.25\zw plus 1pt minus 1pt}}

```

Here `\zw` is a internal dimension which stores fullwidth of the current Japanese font. This `\zw` can be used as the unit `zw` in `pTeX`.

The value of these parameter can be get by `\ltjgetparameter`. Note that the result by `\ltjgetparameter` is *not* the internal quantities, but *a string* (hence `\the` cannot be prefixed).

```

1 kanjiskip: \ltjgetparameter{kanjiskip},\ kanjiskip: 0.0pt plus 0.4pt minus 0.5pt,
2 xkanjiskip: \ltjgetparameter{xkanjiskip} xkanjiskip: 2.40553pt plus 1.0pt minus 1.0pt

```

It may occur that JFM contains the data of “ideal width of `kanjiskip`” and/or “ideal width of `xkanjiskip`”. To use these data from JFM, set the value of `kanjiskip` or `xkanjiskip` to `\maxdimen` (these “ideal width” cannot be retrived by `\ltjgetparameter`).



### 4.3 Insertion setting of `xkanjiskip`

It is not desirable that `xkanjiskip` is inserted into every boundary between **J**Achars and **A**Lchars. For example, `xkanjiskip` should not be inserted after opening parenthesis (e.g., compare “(あ” and “( あ”). LuaTeX-ja can control whether `xkanjiskip` can be inserted before/after a character, by changing `jaxspmode` for **J**Achars and `alxspmode` parameters **A**Lchars respectively.

```
1 \ltjsetparameter{jaxspmode={`あ,preonly},
   alxspmode={`\!,postonly}}
2 pあq い!う
```

The second argument `preonly` means that the insertion of `xkanjiskip` is allowed before this character, but not after. the other possible values are `postonly`, `allow`, and `inhibit`.

`jaxspmode` and `alxspmode` use a same table to store the parameters on the current version. Therefore, line 1 in the code above can be rewritten as follows:

```
\ltjsetparameter{alxspmode={`あ,preonly}, jaxspmode={`\!,postonly}}
```

One can use also numbers to specify these two parameters (see Subsection 9.1).

If you want to enable/disable all insertions of `kanjiskip` and `xkanjiskip`, set `autospacing` and `autoxspacing` parameters to `true/false`, respectively.

### 4.4 Shifting the baseline

To make a match between a Japanese font and an alphabetic font, sometimes shifting of the baseline of one of the pair is needed. In pTeX, this is achieved by setting `\ybaselineshift` (or `\tbaselineshift`) to a non-zero length (the baseline of **A**Lchar is shifted below). However, for documents whose main language is not Japanese, it is good to shift the baseline of Japanese fonts, but not that of alphabetic fonts. Because of this, LuaTeX-ja can independently set the shifting amount of the baseline of alphabetic fonts and that of Japanese fonts.

	Horizontal writing ( <i>yoko</i> direction) etc.	Vertical writing ( <i>tate</i> direction)
<b>Alphabetic fonts</b>	<code>yalbaselineshift</code> parameter	<code>talbaselineshift</code> parameter
<b>Japanese fonts</b>	<code>yjabaselineshift</code> parameter	<code>tjabaselineshift</code> parameter

Here the horizontal line in the below example is the baseline of a line.

```
1 \vrule width 150pt height 0.2pt depth 0.2pt \
   hskip-120pt
2 \ltjsetparameter{yjabaselineshift=0pt,
   yalbaselineshift=0pt}abcあいう
3 \ltjsetparameter{yjabaselineshift=5pt,
   yalbaselineshift=2pt}abcあいう
```

There is an interesting side-effect: characters in different size can be vertically aligned center in a line, by setting two parameters appropriately. The following is an example (beware the value is not well tuned):

```
1 \vrule width 150pt height4.417pt depth-4.217pt%
2 \kern-150pt
3 \large xyz漢字
4 {\scriptsize
5 \ltjsetparameter{yjabaselineshift=-1.757pt,
6 yalbaselineshift=-1.757pt}
7 漢字xyzあいう
8 }あいうabc
```

Note that setting positive `yalbaselineshift` or `talbaselineshift` parameters does not increase the depth of one-letter *syllable* *p* of **A**Lchar, if its left-protrusion (`\lrcode`) and right-protrusion (`\rrcode`) are both non-zero. This is because

- These two parameters are implemented by setting `yoffset` field of a glyph node, and this does not increase the depth of the glyph.

- To cope with the above situation, LuaTeX-ja automatically supplies a rule in every syllable.
- However, we cannot use this “supplying a rule” method if a syllable comprises just one letter whose `\lpcode` and `\rpcode` are both non-zero.

This problem does not apply for [vjbaselineshift](#) nor [tjabaselineshift](#), because a *JChar* is encapsulated by a horizontal box if needed.

## 4.5 *kinsoku* parameters and OpenType features

Among parameters which related to Japanese word-wrapping process (*kinsoku shori*),

[jaxspmode](#), [alxspmode](#), [prebreakpenalty](#), [postbreakpenalty](#) and [kcatcode](#)

are stored by each character codes.

OpenType font features are ignored in these parameters. For example, a fullwidth katakana “ア” on line 10 in the below input is replaced to its halfwidth variant “ア”, by `hwid` feature. However, the penalty inserted after it is 10 which is the [postbreakpenalty](#) of “ア”, not 20.

```

1 \ltjsetparameter{postbreakpenalty}={`ア, 10}}
2 \ltjsetparameter{postbreakpenalty}={`ア, 20}}
3
4 \newcommand\showpostpena[1]{%
5   \leavevmode\setbox0=\hbox{#1\hbox{}}}%
6   \unhbox0\setbox0=\lastbox\the\lastpenalty}
7
8 \showpostpena{ア},
9 \showpostpena{ア},
10 {\addjfontfeatures{CharacterWidth=Half}\showpostpena{ア}}
```

ア 10, ア 20, ア 10

## Part II

# Reference

## 5 `\catcode` in Lua $\TeX$ -ja

### 5.1 Preliminaries: `\kcatcode` in p $\TeX$ and up $\TeX$

In p $\TeX$  and up $\TeX$ , the value of `\kcatcode` determines whether a Japanese character can be used in a control word. For the detail, see [Table 8](#).

`\kcatcode` can be set by a row of JIS X 0208 in p $\TeX$ , and generally by a Unicode block<sup>7</sup> in up $\TeX$ . So characters which can be used in a control word slightly differ between p $\TeX$  and up $\TeX$ .

### 5.2 Case of Lua $\TeX$ -ja

The role of `\catcode` in p $\TeX$  and up $\TeX$  can be divided into the following four kinds, and Lua $\TeX$ -ja can control these four kinds separately:

- *Distinction between **J**Achar or **AL**char* is controlled by the character range, see Subsection [4.1](#).
- *Whether the character can be used in a control word* is controlled by setting `\catcode` to 11 (enabled) or 12 (disabled), as usual.
- *Whether [jcharwidowpenalty](#) can be inserted before the character* is controlled by the lowermost bit of the `\kcatcode` parameter.
- *Linebreak after a **J**Achar* does not produce a space.

Default setting of `\catcode` of Unicode characters with Lua $\TeX$  is slightly inconvenient for p $\TeX$  users to shifting to Lua $\TeX$ -ja, because several fullwidth characters which can be used in a control word with p $\TeX$ , such as “1” (FULLWIDTH DIGIT ONE), cannot be used in a control word with Lua $\TeX$ . Hence, Lua $\TeX$ -ja changes the `\catcode` of some characters—whose line breaking class is “ID” (Ideographic) in UAX #14—, to allow these characters in the control word.

### 5.3 Non-kanji characters in a control word

Because the engine differ, so non-kanji JIS X 0208 characters which can be used in a control word differ in p $\TeX$ , in up $\TeX$ , and in Lua $\TeX$ -ja. [Table 9](#) shows the difference. Except for three characters `◻`, `◻`, and `◻`, Lua $\TeX$ -ja admits more characters in a control word than up $\TeX$ .

Difference becomes larger, if we consider non-kanji JIS X 0213 characters. For the detail, see <https://github.com/h-kitagawa/kct>.

## 6 Directions

Lua $\TeX$  supports four  $\Omega$ -style directions: TLT, TRT, RTT and LTL. However, neither directions are not well-suited for typesetting Japanese vertically, hence we implemented vertical writing by rotating TLT-box by 90 degrees.

Lua $\TeX$ -ja supports four directions, as shown in [Table 10](#). The second column (*yoko* direction) is just horizontal writing, and the third column (*tate* direction) is vertical writing. The fourth column (*dtou* direction) is actually a hidden feature of p $\TeX$ . We implemented this for debugging purpose. The fifth column (*utod* direction) corresponds the “tate (math) direction” of p $\TeX$ .

Directions can be changed by `\yoko`, `\tate`, `\dtou`, `\utod`, only when the current list is null. These commands cannot be executed in unrestricted horizontal modes, nor math modes. The direction of a math formula is changed to *utod*, when the direction outside the math formula is *tate* (vertical writing).

<sup>7</sup>up $\TeX$  divides U+FF00–U+FFEF (Halfwidth and Fullwidth Forms) into three subblocks, and `\kcatcode` can be set by a subblock.





Table 11. Boxes in different direction

typeset in <i>yoko</i> direction	typeset in <i>tate</i> or <i>utod</i> direction	typeset in <i>dtou</i> direction
<p> <math>W_Y = h_T + d_T,</math>  <math>H_Y = w_T,</math>  <math>D_Y = 0\text{ pt}</math> </p>	<p> <math>W_T = h_Y + d_Y,</math>  <math>H_T = w_Y/2,</math>  <math>D_T = w_Y/2</math> </p>	<p> <math>W_D = h_Y + d_Y,</math>  <math>H_D = w_Y,</math>  <math>D_D = 0\text{ pt}</math> </p>
<p> <math>W_Y = h_D + d_D,</math>  <math>H_Y = w_D,</math>  <math>D_Y = 0\text{ pt}</math> </p>	<p> <math>W_T = h_D + d_D,</math>  <math>H_T = d_D,</math>  <math>D_T = h_D</math> </p>	<p> <math>W_D = w_T,</math>  <math>H_D = d_T,</math>  <math>D_D = h_T</math> </p>

```

1 \leavevmode\def\DIR{\ltjgetparameter{direction}}
2 \hbox{yoko \DIR}, \hbox{tate\DIR},
3 \hbox{dtou\DIR}, \hbox{utod\DIR},
4 \hbox{tate$\hbox{tate math: \DIR}$}
5
6 \setbox2=\hbox{tate}\ltjgetparameter{boxdir}{2}

```

tate math: 11  
 4, ∞, 1, 11, 11  
 3

## 7 Redefined primitives by Lua $\TeX$ -ja

The following primitives are redefined by Lua $\TeX$ -ja (using `\protected\def`), for supporting Japanese typesetting and multiple directions:

`\/`

`\unhbox<num>`, `\unvbox<num>`, `\unhcopy<num>`, `\unvcopy<num>`

`\vadjust{<material>}`

`\insert<number>{<material>}`

`\lastbox`

`\raise<dimen><box>`, `\lower<dimen><box>`, `\moveleft<dimen><box>`, `\moveright<dimen><box>`,

`\split<number>to<dimen>`, `\vcenter{<material>}`

```

1 \makeatletter\scriptsize\ttfamily
2 \meaning\vadjust      \\ % current      luacall 44
3 \meaning\ltj@vadjust  \\ % LuaTeX-ja   luacall 44
4 \meaning\ltj@@orig@vadjust % original \vadjust

```

Figure 1. Redefining `\vadjust` primitive by LuaTeX-ja

```

\makeatletter
\def\ltj@stop@overwrite@primitive{\insert\vadjust\/\unhbox\vcenter\fontseries}
\makeatother
%% Keep the meaning of \insert, \vadjust, \/, \unhbox and \vcenter.
%% \fontseries will still be redefined by \LuaTeX-ja, because it is not primitive.
\usepackage{luatexja}
...
\usepackage{breqn}
...
\makeatletter
\ltj@overwrite@primitive\expandafter{\insert\vadjust\/\unhbox\vcenter}
\makeatother
%% Redefine \insert, \vadjust, \/, \unhbox and \vcenter.

```

Figure 2. `\ltj@stop@overwrite@primitive` and `\ltj@overwrite@primitive`

On each primitive  $\langle primitive \rangle$  in the list above, its meaning just before loading LuaTeX-ja is backed up into `\ltj@@orig@ $\langle primitive \rangle$` , and the meaning after redefinition by LuaTeX-ja is stored in `\ltj@@ $\langle primitive \rangle$` . For example, Figure 1 shows the situation of `\vadjust` primitive.

## 7.1 Suppressing redefinitions

Sometimes redefining primitives by LuaTeX-ja causes a problem. For example, the `breqn` package (v0.98k) assumes that `\vadjust` and `\insert` have their primitive meanings. So, this package cannot be loaded after LuaTeX-ja by default.

LuaTeX-ja version 20210517.0 has features for that problem. Namely:

- Primitives which is listed in `\ltj@stop@overwrite@primitive` are retain their meanings at just before loading LuaTeX-ja.
- After loading LuaTeX-ja, one can specify primitives to `\ltj@overwrite@primitive`, to redefine them by LuaTeX-ja.

See Figure 2 for an example.

## 8 Font Metric and Japanese Font

### 8.1 `\jfont`

To load a font as a Japanese font (for horizontal direction), you must use the `\jfont` instead of `\font`, while `\jfont` admits the same syntax used in `\font`. LuaTeX-ja automatically loads `luaotfload` package, so TrueType/OpenType fonts with features can be used for Japanese fonts:

```

1 \jfont\tradmc={IPAexMincho:script=latn;%
2 +trad;-kern;jfm=ujis} at 14pt
3 \tradmc 当／体／医／区

```

當／體／醫／區

It is required to specify a (horizontal) *JFM* in at each calling of `\jfont`. A JFM is a Lua script which contains measurements of characters and glues/kerns that are automatically inserted for Japanese typesetting. The structure of JFM will be described in the next subsection.

```

1 \ltjsetParameter{differentjfm=both}
2 \jfont\F=HaranoAjiMincho-Regular:jfm=ujis
3 \jfont\G=HaranoAjiGothic-Medium:jfm=ujis
4 \jfont\H=HaranoAjiGothic-Medium:jfm=ujis;jfmvar=hoge
5 \F ) {\G 【 } ( % halfwidth space
6   ) {\H 『 } ( % fullwidth space
7
8 ほげ, {\G 「ほげ」 } (ほげ) \par
9 ほげ, {\H 「ほげ」 } (ほげ) % pTeX-like
10
11 \ltjsetParameter{differentjfm=paverage}

```

Figure 3. Example of jfmvar key

Table 12. Differences between horizontal JFMs shipped with LuaTeX-ja



Note that the defined control sequence (`\tradmc` in the example above) using `\jfont` is not a *font\_def* token, but a macro. Hence the input like `\fontname\tradmc` causes a error. We denote control sequences which are defined in `\jfont` by  $\langle jfont\_cs \rangle$ .

■ **Specifying JFM** The general scheme for specifying a JFM is the following:

```
\jfont<jfont_cs>=...;jfm=<JFM name>[/{\<JFM features>}];...;[jfmvar=<identifier>];...
```

$\langle JFM\ name \rangle$  The name of a (horizontal) JFM. LuaTeX-ja searches and loads `jfm-<JFM name>.lua`.

$\langle JFM\ features \rangle$  An optional comma-separated list of JFM options. Enclosing braces (`{}`) are optional, but this does not escape any characters. The contents of this list can be accessed by a table `luatexja.jfont.jfm_feature` from a JFM, at its loading. See [Figure 4](#) for an example.

Note that any JFM files which is shipped with LuaTeX-ja does not use this feature.

$\langle identifier \rangle$  An optional string.

LuaTeX-ja “does not distinguish” two Japanese fonts which uses same JFM and are the same size. Here “uses same JFM” means that all of  $\langle JFM\ name \rangle$ ,  $\langle JFM\ features \rangle$  and  $\langle identifier \rangle$  of two fonts agree.

For example, The first “) ” and “【” in [Figure 3](#) are typeset in different real fonts. However, because they use the same JFMs and their size are same, LuaTeX-ja inserts penalties, glues and kerns as if these two character are typeset in a same font. Namely, the glue between these characters is halfwidth, as in “) 【”. However, this does not applies with `\F` and `\H` in [Figure 3](#), because their  $\langle identifier \rangle$  are different.

■ **Horizontal JFMs** The following horizontal JFMs are shipped with LuaTeX-ja.

**jfm-ujis.lua** A standard horizontal JFM of LuaTeX-ja. This file is based on `upnmlminr-h.tfm`, a metric for UTF/OTF package that is used in `upTeX`. When you are going to use the `luatexja-otf` package, you should use this JFM.



<pre> \A: (nil) \B: [kana] = true, [ps] = false, [kern] = "0.5", \C: [down] = "0.2", [kern] = "0.5", \D: [down] = "0.2", [kern] = "0.5", </pre>	<pre> \A \B \C \D </pre>	<pre> あ漢イ字 あ漢イ字 あ漢イ字 あ漢イ字 </pre>	<pre> あ漢イ字 あ漢イ字 あ漢イ字 あ漢イ字 </pre>	<pre> あ漢イ字 あ漢イ字 あ漢イ字 あ漢イ字 </pre>	<pre> あ漢イ字 あ漢イ字 あ漢イ字 あ漢イ字 </pre>
---	--------------------------	----------------------------------	----------------------------------	----------------------------------	----------------------------------

```

1 \small\ltjsetparameter{differentjfm=both}\tabcolsep=.5\zw
2 % \printjfmfeat is defined in the source of this document
3 \font\A=HaranoAjiMincho-Regular:jfm=testf at 9pt \printjfmfeat\A
4 \font\B=HaranoAjiMincho-Bold:jfm=testf/kern=0.5,-ps,+kana at 9pt \printjfmfeat\B
5 \font\C=HaranoAjiGothic-Regular:jfm=testf/kern=0.5,down=0.2 at 9pt \printjfmfeat\C
6 \font\D=HaranoAjiGothic-Bold:jfm=testf/down=0.2,kern=0.5 at 9pt \printjfmfeat\D
7 \def\TEST#1{\string#1&#1あ漢}{\A イ字}&#1あ漢}{\B イ字}&#1あ漢}{\C イ字}&#1あ漢}{\D イ字}}
8 \vspace{-4\baselineskip}\hfill\ttfamily
9 \begin{tabular}{l}
10 & \string\A&\string\B&\string\C&\string\D\\\TEST\A\\\TEST\B\\\TEST\C\\\TEST\D\\
11 \end{tabular}
12 % No space between ``漢'' and ``イ'' iff two Japanese fonts uses same JFM
13 \ltjsetparameter{differentjfm=paverage}

```

Figure 4. Example of JFM features

**jfm-jis.lua** A counterpart for jis.tfm, “JIS font metric” which is widely used in pTeX. A major difference between jfm-ujis.lua and this jfm-jis.lua is that most characters under jfm-ujis.lua are square-shaped, while that under jfm-jis.lua are horizontal rectangles.

**jfm-min.lua** A counterpart for min10.tfm, which is one of the default Japanese font metric shipped with pTeX.

**jfm-prop.lua** A JFM for proportional typesetting. This JFM doesn’t have any information of character dimension (width, height, depth), nor glues/kerns information.

**jfm-propw.lua** Another JFM for proportional typesetting. In contrast to jfm-prop.lua, this JFM has informations of character height and depth.

See Table 12 for the difference among jfm-ujis.lua, jfm-jis.lua, jfm-min.lua.

■ **Using kerning information in a font** Some fonts have information for inter-glyph spacing. LuaTeX-ja 20140324.0 or later treats kerning spaces like an italic correction; any glue and/or kern from the JFM and a kerning space can coexist. See Figure 5 for detail.

Note that in \setmainfont etc. which are provided by luatexja-fontspec package, kerning option is set off (Kerning=0ff) by default, because of the compatibility with previous versions of LuaTeX-ja.

■ **extend and slant** The following setting can be specified as OpenType font features:

extend=<extend> expand the font horizontally by <extend>.

slant=<slant> slant the font.

Note that LuaTeX-ja doesn’t adjust JFM by these extend and slant settings; one have to write new JFM on purpose. For example, the following example uses the standard JFM jfm-ujis.lua, hence the letterspacing and the width of italic corrections are not correct:

```

1 \font\E=HaranoAjiMincho-Regular:extend=1.5;jfm=ujis;-kern
2 \font\S=HaranoAjiMincho-Regular:slant=1;jfm=ujis;-kern
3 \E あいうえお \S あいう\ABC

```

あいうえおあいうABC

■ **ltjkspace “feature”** kanjiskip\_natural, kanjiskip\_stretch, kanjiskip\_shrink keys (Page ??) makes the LuaTeX-ja insert not only a glue which is specified by a JFM, and also the natural width/stretch part/shrink part of [kanjiskip](#). This functionality is disabled by -ltjkspace specification, as shown in Figure 6.

ダイナミックダイクマ	ダイナミックダイクマ
ダイナミックダイクマ	ダイナミックダイクマ
ダイナミックダイクマ	ダイナミックダイクマ
ダイナミックダイクマ	ダイナミックダイクマ

```

1 \newcommand\test{\vrule ダイナミックダイクマ\vrule\}
2 \font\KMF = HaranoAjiMincho-Regular:jfm=prop;-kern at 17.28pt
3 \font\KMFk = HaranoAjiMincho-Regular:jfm=prop at 17.28pt % kern is activated
4 \font\KMP = HaranoAjiMincho-Regular:jfm=prop;script=dflt;+palt;-kern at 17.28pt
5 \font\KMPk = HaranoAjiMincho-Regular:jfm=prop;script=dflt;+palt;+kern at 17.28pt
6 \begin{multicols}{2}
7 \ltjsetparameter{kanjiskip=0pt}
8 {\KMF\test \KMFk\test \KMP\test \KMPk\test}
9
10 \ltjsetparameter{kanjiskip=3pt}
11 {\KMF\test \KMFk\test \KMP\test \KMPk\test}
12 \end{multicols}

```

Figure 5. Kerning information and [kanjiskip](#)

```

1 \leavevmode
2 \ltjsetparameter{kanjiskip=0pt plus 3\zw}
3 \vrule\hbox to 15\zw{あ「い」う, えお}\vrule\
4 \font\G=HaranoAjiMincho-Regular%
5 :jfm=ujis;-ltjksp at \zw
6 \G\leavevmode%
7 \vrule\hbox to 15\zw{あ「い」う, えお}\vrule

```

あ	「い」	う,	え	お
あ	「い」	う,	え	お

Figure 6. ltjksp ‘feature’

```

1 \jfont\X=[HaranoAjiMincho-Regular.otf]:jfm=ujis
2 \tfont\U=[HaranoAjiMincho-Regular.otf]:jfm=ujisv
3 \tfont\V=[HaranoAjiMincho-Regular.otf]:jfm=ujisv;jpotf
4 \def\TEST#1#2{\leavevmode\hbox{#1#2}\string#2 “引用, と句読点.” }}
5 \ttfamily\centering\TEST\yoko\X \quad \TEST\tate\U \quad \TEST\tate\V

```

\X “引用, と句読点.”

Figure 7. jpotf “feature”

## 8.2 \tfont

\tfont loads a font as a Japanese font for vertical direction. This command admits the same syntax as in \font and \jfont. A font defined by \tfont differs the following points from that by \jfont:

- OpenType Feature vrt2<sup>8</sup> is automatically activated, unless vert and/or vrt2 features are explicitly activated or deactivated (as the second line in the example below).

```

\tfont\S=HaranoAjiMincho-Regular:jfm=ujisv % vrt2 is automatically activated
\tfont\T=HaranoAjiMincho-Regular:jfm=ujisv;-vert % vert and vrt2 are not activated
\tfont\U=file:ipaexm.ttf:jfm=ujisv
    % vert is automatically activated, since this font does not have vrt2

```

- Sometimes vert and/or vrt2 are not activated while one specified activation of these feature. This is because the font does not define these features in current combination of script tag and language system identifier.

In this situation, Lua $\TeX$ -ja performs all replacements which is defined in vert feature for *some* scripts for *some* languages.

- Furthermore, a glyph is automatically rotated 90 degrees, if it is not replaced by vert feature for *any* script for *any* language, and if it is marked as ‘r’ or ‘Tr’ in UAX #50.
- \tfont uses a vertical JFM instead of a horizontal JFM. Lua $\TeX$ -ja ships following vertical JFMs:

**jfm-ujisv.lua** A standard vertical JFM in Lua $\TeX$ -ja. This JFM is based on upnmlminr-v.tfm, a metric for UTF/OTF package that is used in up $\TeX$ .

**jfm-tmin.lua** A counterpart for tmin10.tfm, which is one of the default Japanese font metric shipped with p $\TeX$ .

- If vert and/or vrt2 features are activated, one can specify jpotf to additional substitutions. By default, it substitutes ideographic comma/period for fullwidth comma/period, and double prime quotation marks for double quotation marks (See [Figure 7](#)). One can customize substitutions by lua function luatexja.jfont.register\_vert\_replace (see Japanese version of this manual).

## 8.3 Default Japanese fonts and JFMs

If following commands are defined at loading Lua $\TeX$ -ja package, these change default Japanese fonts and JFMs for them:

<sup>8</sup>If the font does not define the vrt2 feature, vert is used instead.

`\ltj@stdmcfont` The default Japanese font for the mincho family.  
`\ltj@stdgtfont` The default Japanese font for the gothic family.  
`\ltj@stdyokojfm` The default JFM for horizontal direction.  
`\ltj@stdtatejfm` The default JFM for vertical direction.

For example,

```
\def\ltj@stdmcfont{IPAMincho}
\def\ltj@stdgtfont{IPAGothic}
```

makes that IPA Mincho and IPA Gothic will be used as default Japanese fonts, instead of Harano Aji fonts.

This feature is intended for classes which use special JFM<sup>9</sup>. It is recommended to use `\luatexja-preset` or `\luatexja-fontspec` package to select standard fonts in ordinary  $\LaTeX$  sources.

For compatibility with earlier versions,  $\text{Lua}\TeX$ -ja reads `luatexja.cfg` automatically if it is found by  $\text{Lua}\TeX$ . One should not overuse this `luatexja.cfg`; it will overwrite the definition of `\ltj@stdmcfont` and others.

## 8.4 Prefix `psft`

Besides “file” and “name” prefixes which are introduced in the `luaotfload` package,  $\text{Lua}\TeX$ -ja adds “psft” prefix in `\jfont` (and `\font`), to specify a “name-only” Japanese font which will not be embedded to PDF. Note that these non-embedded fonts under current  $\text{Lua}\TeX$  has Identity-H encoding, and this violates the standard ISO32000-1:2008 ([10]).

*OpenType font features, such as “+jp90”, have no meaning in name-only fonts using “psft” prefix, because we can’t expect what fonts are actually used by the PDF reader.* Note that `extend` and `slant` settings (see above) are supported with `psft` prefix, because they are only simple linear transformations.

■ **cid key** The default font defined by using `psft` prefix is for Japanese typesetting; it is Adobe-Japan1-7 CID-keyed font. One can specify `cid` key to use other CID-keyed non-embedded fonts for Chinese or Korean typesetting.

```
1 \jfont\testJ={psft:Ryumin-Light:cid=Adobe-Japan1-7;jfm=jis} % Japanese
2 \jfont\testD={psft:Ryumin-Light:jfm=jis} % default: Adobe-Japan1-7
3 \jfont\testC={psft:AdobeMingStd-Light:cid=Adobe-CNS1-7;jfm=jis}% Traditional Chinese
4 \jfont\testG={psft:SimSun:cid=Adobe-GB1-5;jfm=jis} % Simplified Chinese
5 \jfont\testK={psft:Batang:cid=Adobe-Korea1-2;jfm=jis} % Korean
6 \jfont\testKR={psft:SourceHanSerifAKR9:cid=Adobe-KR-9;jfm=jis} % Korean
```

Note that the code above specifies `jfm-jis.lua`, which is for Japanese fonts, as JFM for Chinese and Korean fonts.

At present,  $\text{Lua}\TeX$ -ja supports only 5 values written in the sample code above. Specifying other values, e.g.,

```
\jfont\test={psft:Ryumin-Light:cid=Adobe-Japan2;jfm=jis}
```

produces the following error:

```
1 ! Package luatexja Error: bad cid key `Adobe-Japan2'.
2
3 See the luatexja package documentation for explanation.
4 Type H <return> for immediate help.
5 <to be read again>
6
7 \par
8
9 1.78
10
11 ? h
12 I couldn't find any non-embedded font information for the CID
13 `Adobe-Japan2'. For now, I'll use `Adobe-Japan1-6'.
14 Please contact the LuaTeX-jja project team.
15 ?
```

<sup>9</sup>This is because commands has @ in their names.

Direction of JFM	'yoko' (horizontal)	'tate' (vertical)
width field	the width of the “real” glyph	
height field	the height of the “real” glyph	0.0
depth field	the depth of the “real” glyph	0.0
italic field	0.0	

Table 13. Default values of width field and other fields

## 8.5 Structure of a JFM file

A JFM file is a Lua script which has only one function call:

```
luatexja.jfont.define_jfm { ... }
```

Real data are stored in the table which indicated above by `{ ... }`. So, the rest of this subsection are devoted to describe the structure of this table. Note that all lengths in a JFM file are floating-point numbers in design-size unit.

`version=<version>` (optional, default value is 1)

The version JFM. Currently 1, 2, and, 3 are supported

`dir=<direction>` (required)

The direction of JFM. 'yoko' (horizontal) or 'tate' (vertical) are supported.

`zw=<length>` (required)

The amount of the length of the “full-width”.

`zh=<length>` (required)

The amount of the “full-height” (height + depth).

`kanjiskip={<natural>, <stretch>, <shrink>}` (optional)

This field specifies the “ideal” amount of [kanjiskip](#). As noted in Subsection 4.2, if the parameter [kanjiskip](#) is `\maxdimen`, the value specified in this field is actually used (if this field is not specified in JFM, it is regarded as 0 pt). Note that `<stretch>` and `<shrink>` fields are in design-size unit too.

`xkanjiskip={<natural>, <stretch>, <shrink>}` (optional)

Like the `kanjiskip` field, this field specifies the “ideal” amount of [xkanjiskip](#).

■ **Character classes** Besides from above fields, a JFM file have several sub-tables those indices are natural numbers. The table indexed by  $i \in \omega$  stores information of *character class*  $i$ . At least, the character class 0 is always present, so each JFM file must have a sub-table whose index is  $[\emptyset]$ . Each sub-table (its numerical index is denoted by  $i$ ) has the following fields:

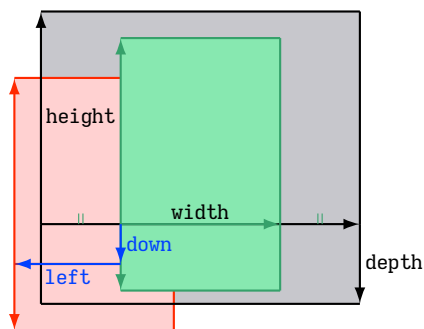
`chars={<character>, ...}` (required except character class 0)

This field is a list of characters which are in this character type  $i$ . This field is optional if  $i = 0$ , since all **J**Achar which do not belong any character classes other than 0 are in the character class 0 (hence, the character class 0 contains most of **J**Achars). In the list, character(s) can be specified in the following form:

- a Unicode code point
- the character itself (as a Lua string, like 'あ')
- a string like 'あ\*' (the character followed by an asterisk)
- several “imaginary” characters (We will describe these later.)

`width=<length>, height=<length>, depth=<length>, italic=<length>` (required)

Specify the width of characters in character class  $i$ , the height, the depth and the amount of italic correction. All characters in character class  $i$  are regarded that its width, height, and depth are as values of these fields. The default values are shown in [Table 13](#).



Consider a Japanese character node which belongs to a character class whose the align field is 'middle'.

- The black rectangle is the imaginary body of the node. Its width, height, and depth are specified by JFM.
- Since the align field is 'middle', the “real” glyph is centered horizontally (the green rectangle) first.
- Furthermore, the glyph is shifted according to values of fields left and down. The ultimate position of the real glyph is indicated by the red rectangle.

Figure 8. The position of the real glyph (horizontal Japanese fonts)

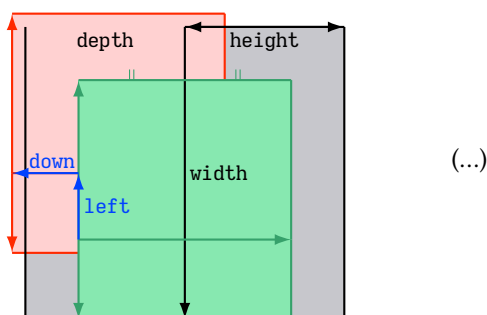


Figure 9. The position of the real glyph (vertical Japanese fonts)

`left=<length>`, `down=<length>`, `align=<align>`

These fields are for adjusting the position of the “real” glyph. Legal values of align field are 'left', 'middle', and 'right'. If one of these 3 fields are omitted, left and down are treated as 0, and align field is treated as 'left'. The effects of these 3 fields are indicated in Figure 8 and Figure 9.

In most cases, left and down fields are 0, while it is not uncommon that the align field is 'middle' or 'right'. For example, setting the align field to 'right' is practically needed when the current character class is the class for opening delimiters’.

`kern={ [j]=<kern>, [j']={<kern>, [ratio=<ratio>]} , ... }`

`glue={ [j]={<width>, <stretch>, <shrink>, [ratio=<ratio>, ...]} , ... }`

Specifies the amount of kern or glue which will be inserted between characters in character class *i* and those in character class *j*.

`<ratio>` specifies how much the glue is originated in the “right” character. It is a real number between 0 and 1, and treated as 0.5 if omitted. For example, The width of a glue between an ideographic full stop “。” and a fullwidth middle dot “・” is three-fourth of fullwidth, namely halfwidth from the ideographic full stop, and quarter-width from the fullwidth middle dot. In this case, we specify `<ratio>` to  $0.25/(0.5 + 0.25) = 1/3$ .

In case of glue, one can specify following additional keys in each [j] subtable:

`priority=<priority>` An integer in [-4, 3] (treated as 0 if omitted), or a pair of these integers {`<stretch>`, `<shrink>`} (version 2 or later). This is used only in line adjustment with priority by `luatexja-adjust` (see Subsection 13.3). Higher value means the glue is easy to stretch, and is also easy to shrink.

`kanjiskip_natural=<num>`, `kanjiskip_stretch=<num>`, `kanjiskip_shrink=<num>`

These keys specifies the amount of the natural width of `kanjiskip`(the stretch/shrink part, respectively) which will be inserted in addition to the original JFM glue. Default values of them are all 0.

As an example, in `jfm-ujis.lua`, the standard JFM in horizontal writing, we have

- Between an ordinal letter “あ” and an ideographic opening bracket, we have a glue whose natural part and shrink part are both half-width, while its stretch part is zero. However, this glue also can be stretched as much as the stretch part of `kanjiskip` times the value of `kanjiskip_stretch` key (1 in this case).
- Between an ideographic closing brackets (including the ideographic comma “, ”) and an ordinal letter (including an **ALchar** “フ”), we have the same glue. Again, this glue also can be stretched as much as the stretch part of `kanjiskip` times the value of `kanjiskip_stretch` key (1 in this case).
- Between an ideographic opening bracket and an ordinal letter and between an ordinal letter and an ideographic closing bracket, we have a glue whose natural part and stretch part are both zero, while its shrink part as much as the shrink part of `kanjiskip`.

Hence we have the following result:

```

1 \leavevmode\let\V=\vrule
2 \ltjsetparameter{kanjiskip=0pt plus 5\zw}
3 \ltjsetparameter{xkanjiskip=0pt plus 0.5\zw}
4 \V\hbox spread 7\zw{ああ「い」う、えお}f\V
5
6 \vrule\hbox{ああ「い」う、えお}f}\V\par
7 \ltjsetparameter{kanjiskip=0pt minus \zw}
8 \V\hbox spread -2.5\zw{ああ「い」う、えお}f}\V

```

`end_stretch=<kern>`, `end_shrink=<kern>` (optional, version 1 only)

`end_adjust={<kern>, <kern>, ...}` (optional, version 2 or later)

`round_threshold=<float>` (optional, version 3 or later, only available in character class 0)

■ **Character to character classes** We explain how the character class of a character is determined, using `jfm-test.lua` which contains the following:

```

[0] = {
  chars = { '漢' },
  align = 'left', left = 0.0, down = 0.0,
  width = 1.0, height = 0.88, depth = 0.12, italic=0.0,
},
[2000] = {
  chars = { '。', '匕' },
  align = 'left', left = 0.0, down = 0.0,
  width = 0.5, height = 0.88, depth = 0.12, italic=0.0,
},

```

Now consider the following input/output:

```

1 \jfont\IPAexMincho:jfm=test;+hwid
2 \setbox0\hbox{\a 匕漢}\the\wd0

```

15.0pt

Now we look why the above source outputs 15 pt.

1. The character “匕” is converted to its half width form “匕” by `hwid` feature.
2. According to the JFM, the character class of “匕” is 2000, hence its width is halfwidth.
3. The character class of “漢” is zero, hence its width is fullwidth.
4. Hence the width of `\hbox` equals to 15 pt.

This example shows that the character class of a character is generally determined *after applying font features by luaotfload*.

However, if the class determined by the glyph after application of features is zero, Lua<sub>T</sub><sub>E</sub>X-ja adopts the class determined by the glyph *before* application of features. The following input is an example.

Table 14. Commands for Japanese math fonts

Japanese fonts	alphabetic fonts
<code>\jfam ∈ [0, 256)</code>	<code>\fam</code>
<code>\jtextfont = {⟨jfam⟩, ⟨jfont_cs⟩}</code>	<code>\textfont⟨fam⟩ = ⟨font_cs⟩</code>
<code>\jscriptfont = {⟨jfam⟩, ⟨jfont_cs⟩}</code>	<code>\scriptfont⟨fam⟩ = ⟨font_cs⟩</code>
<code>\jscriptscriptfont = {⟨jfam⟩, ⟨jfont_cs⟩}</code>	<code>\scriptscriptfont⟨fam⟩ = ⟨font_cs⟩</code>

```

1 \jfont\ a=HaranoAjiMincho-Regular:jfm=test;+vert
2 \a 漢。 \inhibitglue 漢

```

漢 漢

Here, the character class of the ideographic full stop “。” (U+3002) is determined as follows:

1. As the case of “㇇”, the ideographic full stop “。” is converted to its vertical form “。 ” (U+FE12) by `vert` feature.
2. The character class of “。 ”, according to the JFM is *zero*.
3. However, LuaTeX-ja remembers that this “。 ” is obtained from “。” by font features. The character class of “。 ” is *non-zero value*, namely, 2000.
4. Hence the ideographic full stop “。” in above belongs the character class 2000.

■ **Imaginary characters** As described before, one can specify several “imaginary characters” in `chars` field. The most of these characters are regarded as the characters of class 0 in pTeX. As a result, LuaTeX-ja can control typesetting finer than pTeX. The following is the list of imaginary characters:

'boxbdd'

The beginning/ending of a `hbox`, and the beginning of a `noindent` (i.e., began by `\noindent`) paragraph. If a `hbox` *b* begins (resp. ends) a glue or kern between this “charater” and a **J**Achar, **J**Aglue won't be inserted before(resp. after) the `hbox` *b*. [kanjiskip](#) and [xkanjiskip](#) around a `hbox`.

'parbdd'

The beginning of an (indented) paragraph.

'jcharbdd'

A boundary between **J**Achar and anything else.

'alchar', 'nox\_alchar'

(version 3 or later) A boundary between **J**Achar and **AL**char.

'glue'

(version 3 or later) A boundary between **J**Achar, and, a glue or kern.

–1 The left/right boundary of an inline math formula.

■ **Porting JFM from pTeX** See Japanese version of this manual.

## 8.6 Math font family

TeX handles fonts in math formulas by 16 font families<sup>10</sup>, and each family has three fonts: `\textfont`, `\scriptfont` and `\scriptscriptfont`.

LuaTeX-ja's handling of Japanese fonts in math formulas is similar; Table 14 shows counterparts to TeX's primitives for math font families. There is no relation between the value of `\fam` and that of `\jfam`; with appropriate settings, one can set both `\fam` and `\jfam` to the same value. Here `⟨jfont_cs⟩` in the argument of `\jtextfont` etc. is a control sequence which is defined by `\jfont`, i.e., a *horizontal* Japanese font.

<sup>10</sup>Omega, Aleph, LuaTeX and  $\epsilon$ -u)TeX can handles 256 families, but an external package is needed to support this in plain TeX and  $\text{\TeX}$ .



## 8.7 Callbacks

LuaTeX-ja also has several callbacks. These callbacks can be accessed via `luatexbase.add_to_callback` function and so on, as other callbacks.

### luatexja.load\_jfm callback

With this callback, one can overwrite JFM's. This callback is called when a new JFM is loaded.

```
1 function (<table> jfm_info, <string> jfm_name)
2   return <table> new_jfm_info
3 end
```

The argument `jfm_info` contains a table similar to the table in a JFM file, except this argument has `chars` field which contains character codes whose character class is not 0.

An example of this callback is the `ltjarticle` class, with forcefully assigning character class 0 to 'parbdd' in the JFM `jfm-min.lua`.

### luatexja.define\_jfont callback

This callback and the next callback form a pair, and you can assign characters which do not have fixed code points in Unicode to non-zero character classes. This `luatexja.define_font` callback is called just when new Japanese font is loaded.

```
1 function (<table> jfont_info, <number> font_number)
2   return <table> new_jfont_info
3 end
```

`jfont_info` has the following fields, *which may not be overwritten by a user*:

**size** The font size specified at `\jfont` in scaled points (1 sp =  $2^{-16}$  pt).

**zw, zh, kanjiskip, xkanjiskip** These are scaled value of those specified by the JFM, by the font size.

**jfm** The internal number of the JFM.

**var** The value of `jfmvar` key, which is specified at `\jfont`. The default value is the empty string.

**chars** The mapping table from character codes to its character classes.

The specification `[i].chars={⟨character⟩, ...}` in the JFM will be stored in this field as `chars={⟨[⟨character⟩]=i, ...}`.

**char\_type** For  $i \in \omega$ , `char_type[i]` is information of characters whose class is  $i$ , and has the following fields:

- `width`, `height`, `depth`, `italic`, `down`, `left` are just scaled value of those specified by the JFM, by the font size.
- `align` is a number which is determined from `align` field in the JFM:

$$\begin{cases} 1 & \text{('right' in JFM),} \\ 0.5 & \text{('middle' in JFM),} \\ 0 & \text{(otherwise).} \end{cases}$$

For  $i, j \in \omega$ , `char_type[i][j]` stores a kern or a glue which will be inserted between character class  $i$  and class  $j$ .

The returned table `new_jfont_info` also should include these fields, but you are free to add more fields (to use them in the `luatexja.find_char_class` callback). The `font_number` is a font number.

A good example of this and the next callbacks is the `luatexja-otf` package, supporting "AJ1-xxx" form for Adobe-Japan1 CID characters in a JFM. This callback doesn't replace any code of LuaTeX-ja.

### luatexja.find\_char\_class callback

This callback is called just when LuaTeX-ja is trying to determine which character class a character `chr_code` belongs. A function used in this callback should be in the following form:

```

1 function (<number> char_class, <table> jfont_info, <number> chr_code)
2   if char_class~=0 then return char_class
3   else
4     ....
5     return (<number> new_char_class or 0)
6   end
7 end

```

The argument `char_class` is the result of LuaTeX-ja’s default routine or previous function calls in this callback, hence this argument may not be 0. Moreover, the returned `new_char_class` should be as same as `char_class` when `char_class` is not 0, otherwise you will overwrite the LuaTeX-ja’s default routine.

### luatexja.set\_width callback

This callback is called when LuaTeX-ja is trying to encapsule a **J`A`char** *glyph\_node*, to adjust its dimension and position.

```

1 function (<table> shift_info, <table> jfont_info, <table> char_type)
2   return <table> new_shift_info
3 end

```

The argument `shift_info` and the returned `new_shift_info` have `down` and `left` fields, which are the amount of shifting down/left the character in a scaled point.

A good example is `test/valign.lua`. After loading this file, the vertical position of glyphs is automatically adjusted; the ratio (height : depth) of glyphs is adjusted to be that of letters in the character class 0. For example, suppose that

- The setting of the JFM: (height) = 88x, (depth) = 12x (the standard values of Japanese Open-Type fonts);
- The value of the real font: (height) = 28y, (depth) = 5y (the standard values of Japanese TrueType fonts).

Then, the position of glyphs is shifted up by

$$\frac{88x}{88x + 12x}(28y + 5y) - 28y = \frac{26}{25}y = 1.04y.$$

## 9 Parameters

### 9.1 \ltjsetparameter

As described before, `\ltjsetparameter` and `\ltjgetparameter` are commands for accessing most parameters of LuaTeX-ja. One of the main reason that LuaTeX-ja didn’t adopted the syntax similar to that of pTeX (e.g., `\prebreakpenalty` =10000`) is the position of `hpack_filter` callback in the source of LuaTeX, see Section 14.

`\ltjsetparameter` and `\ltjglobalsetparameter` are commands for assigning parameters. These take one argument which is a key-value list. The difference between these two commands is the scope of assignment; `\ltjsetparameter` does a local assignment and `\ltjglobalsetparameter` does a global one by default. They also obey the value of `\globaldefs`, like other assignments.

The following is the list of parameters which can be specified by the `\ltjsetparameter` command. [`\cs`] indicates the counterpart in pTeX, and symbols beside each parameter has the following meaning:

- “\*”: values at the end of a paragraph or a hbox are adopted in the whole paragraph or the whole hbox.
- “†”: assignments are always global.

`\jcharwidowpenalty` =  $\langle penalty \rangle^*$  [`\jcharwidowpenalty`]

Penalty value for suppressing orphans. This penalty is inserted just after the last **J`A`char** which is not regarded as a (Japanese) punctuation mark.

`kcatcode = {\chr_code}, \natural number}`\*

An additional attributes which each character whose character code is  $\langle chr\_code \rangle$  has. At version 20120506.0 or later, the lowermost bit of  $\langle natural\ number \rangle$  indicates whether the character is considered as a punctuation mark (see the description of [jcharwidowpenalty](#) above).

`prebreakpenalty = {\chr_code}, \penalty}`\* [`\prebreakpenalty`]

Set a penalty which is inserted automatically before the character  $\langle chr\_code \rangle$ , to prevent a line starts from this character. For example, a line cannot started with one of closing brackets “`]`”, so Lua $\TeX$ -ja sets

```
\ltjsetparameter{prebreakpenalty={`}] ,10000}
```

by default.

p $\TeX$  has following restrictions on `\prebreakpenalty` and `\postbreakpenalty`, but they don't exist in Lua $\TeX$ -ja:

- Both `\prebreakpenalty` and `\postbreakpenalty` cannot be set for the same character.
- We can set `\prebreakpenalty` and `\postbreakpenalty` up to 256 characters.

`postbreakpenalty = {\chr_code}, \penalty}`\* [`\postbreakpenalty`]

Set a penalty which is inserted automatically after the character  $\langle chr\_code \rangle$ , to prevent a line ends with this character.

`jatextfont = {\jfam}, \jfont_cs}`\* [`\textfont` in  $\TeX$ ]

`jascriptfont = {\jfam}, \jfont_cs}`\* [`\scriptfont` in  $\TeX$ ]

`jascriptscriptfont = {\jfam}, \jfont_cs}`\* [`\scriptscriptfont` in  $\TeX$ ]

`yjabaselineshift = \dimen`

`yalbaselineshift = \dimen` [`\ybaselineshift`]

`tjabaselineshift = \dimen`

`talbaselineshift = \dimen` [`\tbaselineshift`]

`jaxspmode = {\chr_code}, \mode}`\*

Set whether inserting [xkanjiskip](#) is allowed before/after a **J**Achar whose character code is  $\langle chr\_code \rangle$ . The followings are allowed for  $\langle mode \rangle$ :

- 0, inhibit** Insertion of [xkanjiskip](#) is inhibited before the character, nor after the character.
- 1, preonly** Insertion of [xkanjiskip](#) is allowed before the character, but not after.
- 2, postonly** Insertion of [xkanjiskip](#) is allowed after the character, but not before.
- 3, allow** Insertion of [xkanjiskip](#) is allowed both before the character and after the character. This is the default value.

This parameter is similar to the `\inhibitxspcode` primitive of p $\TeX$ , but not compatible with `\inhibitxspcode`.

`alxspmode = {\chr_code}, \mode}`\* [`\xspcode`]

Set whether inserting [xkanjiskip](#) is allowed before/after a **A**Lchar whose character code is  $\langle chr\_code \rangle$ . The followings are allowed for  $\langle mode \rangle$ :

- 0, inhibit** Insertion of [xkanjiskip](#) is inhibited before the character, nor after the character.
- 1, preonly** Insertion of [xkanjiskip](#) is allowed before the character, but not after.
- 2, postonly** Insertion of [xkanjiskip](#) is allowed after the character, but not before.
- 3, allow** Insertion of [xkanjiskip](#) is allowed before the character and after the character. This is the default value.

Note that parameters `jaxspmode` and `alxspmode` share a common table, hence these two parameters are synonyms of each other.

`autospacing` =  $\langle bool \rangle$  [`\autospacing`]

`autoxspacing` =  $\langle bool \rangle$  [`\autoxspacing`]

`kanjiskip` =  $\langle skip \rangle^*$  [`\kanjiskip`]

The default glue which inserted between two **J**Achars. Changing current Japanese font does not alter this parameter, as pTeX.

If the natural width of this parameter is `\maxdimen`, LuaTeX-ja uses the value which is specified in the JFM for current Japanese font (See Subsection 8.5).

`xkanjiskip` =  $\langle skip \rangle^*$  [`\xkanjiskip`]

The default glue which inserted between a **J**Achar and an **AL**char. Changing current font does not alter this parameter, as pTeX.

As `kanjiskip`, if the natural width of this parameter is `\maxdimen`, LuaTeX-ja uses the value which is specified in the JFM for current Japanese font (See Subsection 8.5).

`differentjfm` =  $\langle mode \rangle^\dagger$

Specify how glues/kerns between two **J**Achars whose JFM (or size) are different. The allowed arguments are the followings:

average, both, large, small, pleft, pright, paverage

The default value is paverage. ...

`jacharrange` =  $\langle ranges \rangle$

`kansujichar` =  $\{ \langle digit \rangle, \langle chr\_code \rangle \}^*$  [`\kansujichar`]

`direction` =  $\langle dir \rangle$  (always local)

Assigning to this parameter has the same effect as `\yoko` (if  $\langle dir \rangle = 4$ ), `\tate` (if  $\langle dir \rangle = 3$ ), `\dtou` (if  $\langle dir \rangle = 1$ ) or `\utod` (if  $\langle dir \rangle = 11$ ). If the argument  $\langle dir \rangle$  is not one of 4, 3, 1 nor 11, the behavior of this assignment is undefined.

## 9.2 `\ltjgetparameter`

`\ltjgetparameter` is a control sequence for acquiring parameters. It always takes a parameter name as first argument.

```

1 \ltjgetparameter{differentjfm},
2 \ltjgetparameter{autospacing},
3 \ltjgetparameter{kanjiskip},
4 \ltjgetparameter{prebreakpenalty}{`} }.

```

paverage, 1, 0.0pt plus 0.4pt minus 0.5pt, 10000.

The return value of `\ltjgetparameter` is always a string, which is outputted by `tex.write()`. Hence any character other than space “ ” (U+0020) has the category code 12 (other), while the space has 10 (space).

- If first argument is one of the following, no additional argument is needed.

jcharwidowpenalty, yjabaselineshift, yalbaselineshift, autospacing, autoxspacing,  
kanjiskip, xkanjiskip, differentjfm, direction

Note that `\ltjgetparameter{autospacing}` and `\ltjgetparameter{autoxspacing}` returns 1 or 0, not true nor false.

- If first argument is one of the following, an additional argument—a character code, for example—is needed.

kcatcode, prebreakpenalty, postbreakpenalty, jaxspmode, alxspmode

`\ltjgetparameter{jaxspmode}{...}` and `\ltjgetparameter{alxspmode}{...}` returns 0, 1, 2, or 3, instead of `preonly` etc.

- `\ltjgetparameter{jacharrange}{<range>}` returns 0 if “characters which belong to the character range *<range>* are **J**Achar”, 1 if “... are **AL**char”. Although there is no character range `-1`, specifying `-1` to *<range>* does not cause an error (returns 1).
- For an integer *<digit>* between 0 and 9, `\ltjgetparameter{kansujichar}{<digit>}` returns the character code of the result of `\kansuji<digit>`.
- `\ltjgetparameter{adjustdir}` returns a integer which represents the direction of the surrounding vertical list. As [direction](#), the return value 1 means *dtou* direction, 3 means *tate* direction (vertical typesetting), and 4 means *yoko* direction (horizontal typesetting).
- For an integer *<reg\_num>* between 0 and 65535, `\ltjgetparameter{boxdir}{<reg_num>}` returns the direction of `\box<reg_num>`. If this box register is void, the returned value is zero.
- The following parameter names *cannot be specified* in `\ltjgetparameter`.

`textfont, jascriptfont, jascriptscriptfont, jacharrange`

- `\ltjgetparameter{chartorange}{<chr_code>}` returns the range number which *<chr\_code>* belongs to (although there is no parameter named “chartorange”).

If *<chr\_code>* is between 0 and 127, this *<chr\_code>* does not belong to any character range. In this case, `\ltjgetparameter{chartorange}{<chr_code>}` returns `-1`.

Hence, one can know whether *<chr\_code>* is **J**Achar or not by the following:

```
\ltjgetparameter{jacharrange}{\ltjgetparameter{chartorange}{<chr_code>}}
% 0 if JAchar, 1 if ALchar
```

- Because the returned value is string, the following conditionals do not work if [kanjiskip](#) (or [xkanjiskip](#)) has the stretch part or the shrink part.

```
\ifdim\ltjgetparameter{kanjiskip}>\z@ ... \fi
\ifdim\ltjgetparameter{xkanjiskip}>\z@ ... \fi
```

The correct way is using a temporary register.

```
\@tempkipa=\ltjgetparameter{kanjiskip} \ifdim\@tempkipa>\z@ ... \fi
\@tempkipa=\ltjgetparameter{xkanjiskip} \ifdim\@tempkipa>\z@ ... \fi
```

### 9.3 Alternative Commands to `\ltjsetparameter`

The basic method to set parameters of Lua $\TeX$ -ja is to use `\ltjsetparameter` or `\ltjglobalsetparameter`. However, these commands are slow, because they parse a key-value list, so several alternative commands are used in Lua $\TeX$ -ja. *This subsection is not for general Lua $\TeX$ -ja users.*

■ **Setting [kanjiskip](#) or [xkanjiskip](#)** In `ltjclasses`, every size-changing command such as `\Large` changes `\kanjiskip` and `\xkanjiskip`. But a simple implementation, as the code below, is slow since two key-value lists are parsed by `\ltjsetparameter`:

```
\ltjsetparameter{kanjiskip=0\zw plus .1\zw minus .01\zw}
\@tempkipa=\ltjgetparameter{xkanjiskip}
\ifdim\@tempkipa>\z@
  \if@slide
    \ltjsetparameter{xkanjiskip=0.1em}
  \else
    \ltjsetparameter{xkanjiskip=0.25em plus 0.15em minus 0.06em}
  \fi
\fi
```

Hence, Lua $\TeX$ -ja defines more primitive commands, namely `\ltj@setpar@global`, `\ltjsetkanjiskip`, and `\ltjsetxkanjiskip`. Here

```
\ltj@setpar@global\ltjsetkanjiskip 10pt
```

and `\ltjsetparameter{kanjiskip=10pt}` has the same effect. The actual code of `ltjclasses` is shown below:

```
\ltj@setpar@global
\ltjsetkanjiskip{\z@ plus .1\zw minus .01\zw}
\@tempskipa=\ltjgetparameter{xkanjiskip}
\ifdim\@tempskipa>\z@
  \if@slide
    \ltjsetxkanjiskip.1em
  \else
    \ltjsetxkanjiskip.25em plus .15em minus .06em
  \fi
\fi
```

Note that using `\ltjsetkanjiskip` or `\ltjsetxkanjiskip` alone, that is, without executing `\ltj@setpar@global` in advance, is *not* supported.

## 10 Other Commands for plain T<sub>E</sub>X and L<sup>A</sup>T<sub>E</sub>X 2<sub>ε</sub>

### 10.1 Commands for compatibility with pT<sub>E</sub>X

The following commands are implemented for compatibility with pT<sub>E</sub>X. Note that the former five commands don't support JIS X 0213, but only JIS X 0208. The last `\kansuji` converts an integer into its Chinese numerals.

```
\kuten, \jis, \euc, \sjis, \ucs, \kansuji
```

These six commands takes an internal integer, and returns a *string*.

```
1 \newcount\hoge
2 \hoge="2423 %"          9251, 九二五一
3 \the\hoge, \kansuji\hoge\ 12355, い
4 \jis\hoge, \char\jis\hoge\ 一七〇一
5 \kansuji1701
```

To change characters of Chinese numerals for each digit, set [kansujichar](#) parameter:

```
1 \ltjsetparameter{kansujichar={1,`壹}}
2 \ltjsetparameter{kansujichar={7,`漆}}
3 \ltjsetparameter{kansujichar={0,`零}}
4 \kansuji1701          壹漆零壹
```

### 10.2 \inhibitglue, \disinhibitglue

`\inhibitglue` suppresses the insertion of a glue/kern soecified in JFM at the place. The following is an example, using a special JFM that there will be a glue between the beginning of a box and “あ”, and also between “あ” and “う”.

```
1 \font\g=HaranoAjiMincho-Regular:jfm=test \g
2 \fbox{\hbox{あうあ\inhibitglue う}}
3 \inhibitglue\par\noindent あ1
4 \par\inhibitglue\par\noindent あ2
5 \par\noindent\inhibitglue あ3
6 \par ) 4) \inhibitglue 5
7 \par\hrule\noindent あoff\inhibitglue ice
```

あ	うあう
あ	1
あ	2
あ	3
) 4)	5
あ	office

With the help of this example, we remark the specification of `\inhibitglue`:

- The call of `\inhibitglue` in the (internal) vertical mode is simply ignored.
- `\inhibitglue` does *not* suppress [kanjiskip](#) or `\xkanjiskip`.

- The call of `\inhibitglue` in the (restricted) horizontal mode is only effective on the spot; does not get over boundary of paragraphs. Moreover, `\inhibitglue` cancels ligatures and kernings, as shown in the last line of above example.
- The call of `\inhibitglue` in math mode is just ignored.

`\disinhibitglue` suppresses the effect of `\inhibitglue`. In other words, `\disinhibitglue` allows the insertion of a glue/kern specified by JFM. If `\inhibitglue` and `\disinhibitglue` both specified at the same time, the latest one is effective. This command is added in the version 20201224.0.

Note that `\disinhibitglue` also cancels ligatures and kernings.

### 10.3 `\ltjfakeboxbdd`, `\ltjfakeparbegin`

Sometimes 'parbdd' and 'boxbdd' specifications look like “fail”, especially in paragraphs inside list environments. This is because `\everypar` inserts some nodes such as boxes and kerns, so the “first letter” in a paragraph is in fact not the first letter.

```

1 \parindent1\zw
2 \noindent あああああああ\par % for comparison
3 「あああああ \par           % normal paragraph
4
5 \everypar{\null}
6 「あああああ \par           % ???

```

あああああああ  
「あああああ  
「あああああ

`\ltjfakeboxbdd` and `\ltjfakeparbegin` primitives resolve this situation.

- `\ltjfakeparbegin` creates a node which indicates “beginning of an indented paragraph” to the insertion process of **JAg**lue.
- `\ltjfakeboxbdd` creates a node which indicates “beginning/ending of a box” to the insertion process of **JAg**lue.

As an example, the example above can be improved as follows:

```

1 \parindent1\zw
2 \noindent あああああああ\par % for comparison
3 「あああああ \par           % normal paragraph
4
5 \everypar{\null\ltjfakeparbegin}
6 「あああああ \par

```

あああああああ  
「あああああ  
「あああああ

### 10.4 `\insertxkanjiskip`, `\insertkanjiskip`

There are some situations which one wants to insert `xkanjiskip` manually. A simple approach is to use `\hskip\ltjgetparameter{xkanjiskip}`, but this approach has several weak points. To cope with these weak points, Lua<sub>TeX</sub>-ja defines a command `\insertxkanjiskip` which inserts `xkanjiskip` glue manually, from the version 20201224.0.

- “`\insertxkanjiskip`” (without any keyword) uses the value of `xkanjiskip` at the place.
- “`\insertxkanjiskip late`” (with “late” keyword) uses the value of `xkanjiskip` at the end of a paragraph/hbox.

See the example below.

```

1 \ltjsetparameter{xkanjiskip=0.25\zw}
2 あ (%                0.5\zw (from JFM)
3 あ\insertxkanjiskip (% 0.25\zw (xkanjiskip at here)
4 あ\insertxkanjiskip late (% 0.25\zw (xkanjiskip at EOP)
5 あa%                1.25\zw (xkanjiskip at EOP)
6 \\%
7 \ltjsetparameter{xkanjiskip=1.25\zw}
8 あ\insertxkanjiskip (% 1.25\zw (xkanjiskip at here)
9 あa%                1.25\zw (xkanjiskip at EOP)
10 %% At the end of the paragraph (EOP), xkanjiskip is 1.25\zw.

```

あ (あ (あ (あ a  
あ (あ a

There is a similar command `\insertkanjiskip` ([kanjiskip](#) instead of [xkanjiskip](#)) is also defined. Note that any shorthand form of `\insert[x]kanjiskip` are not defined by Lua $\TeX$ -ja.

## 10.5 `\ltjdeclarealtfont`

Using `\ltjdeclarealtfont`, one can “compose” more than one Japanese fonts. This `\ltjdeclarealtfont` uses in the following form:

```
\ltjdeclarealtfont<base_font_cs><alt_font_cs>{<range>}
```

where `<base_font_cs>` and `<alt_font_cs>` are defined by `\jfont`. Its meaning is

If the current Japanese font is `<base_font_cs>`, characters which belong to `<range>` is typeset by another Japanese font `<alt_font_cs>`, instead of `<base_font_cs>`.

Here `<range>` is a comma-separated list of character codes, but also accepts negative integers:  $-n$  ( $n \geq 1$ ) means that all characters of character classes  $n$ , with respect to JFM used by `<base_font_cs>`. Note that characters which do not exist in `<alt_font_cs>` are ignored.

For example, if `\hoge` uses `jfm-ujis.lua`, the standard JFM of Lua $\TeX$ -ja, then

```
\ltjdeclarealtfont\hoge\piyo{"3000-"30FF, {-1}-{-1}}
```

does

If the current Japanese font is `\hoge`, U+3000–U+30FF and characters in class 1 (ideographic opening brackets) are typeset by `\piyo`.

Note that specifying negative numbers needs specification like `{-1}-{-1}`, because simple “-1” is treated as the range between 0 and 1.

<pre>1 \gtfamily\large 2 ㍻,\char`㍻,\ltjalchar`㍻,\ltjjachar`㍻\ % default: ALchar 3 ㍺,\char`㍺,\ltjalchar`㍺,\ltjjachar`㍺\ % default: JAchar 4 ㍽,\char`㍽,\ltjalchar`㍽,\ltjjachar`㍽ % ALchar unless \ltjjachar</pre>	<pre>㍻, ㍻, ㍻, ㍻ ㍺, ㍺, ㍺, ㍺ ㍽, ㍽, ㍽</pre>
---	--

## 11 Commands for $\LaTeX 2_{\epsilon}$

### 11.1 Loading Japanese fonts in $\LaTeX 2_{\epsilon}$

From version 20190107, *Lua $\TeX$ -ja* does not load Japanese fonts for horizontal direction and that for vertical direction at same time, to reduce the number of loaded fonts. This will save time for typesetting and memory consumption of Lua side ([11]).

- `\selectfont` loads (and chooses) only the Japanese font for the current direction, and does not load the Japanese font for other direction (Lua $\TeX$ -ja only detects its size and JFM, to calculate the amount of shifting the baseline).
- Direction changing commands (`\yoko`, `\tate`, `\dtou`, `\utod`) are patched to include the following process:

If the Japanese font for new direction is not loaded, Lua $\TeX$ -ja loads it automatically.

Original commands are saved as `\ltj@@orig@yoko` etc.

- Specifying Japanese font command which is defined by `\jfont`, `\tfont`, or `\DeclareFixedFont` directly actually loads (and selects) the Japanese font. For example, **J**Achars in `\box0` will be typeset in `\HUGE`, in the following code:

```
% in horizontal direction (\yoko)
\DeclareFixedFont\HUGE{JT3}{gt}{m}{n}{12} % JT3: for vertical direction
\HUGE
\setbox0=\hbox{\tate あいう}
```



## 11.2 Patch for NFSS2

Japanese patch for NFSS2 in LuaTeX-ja is based on `plfonts.dtx` which plays the same role in pLaTeX 2<sub>ε</sub>. We will describe commands which are not described in Subsection 3.1.

### additional dimensions

Like pLaTeX 2<sub>ε</sub>, LuaTeX-ja defines the following dimensions for information of current Japanese font:

`\cht` (height), `\cdp` (depth), `\cHT` (sum of former two),  
`\c wd` (width), `\cvs` (lineskip), `\chs` (equals to `\c wd`)

and its `\normalsize` version:

`\Cht` (height), `\Cdp` (depth), `\Cwd` (width),  
`\Cvs` (equals to `\baselineskip`), `\Chs` (equals to `\c wd`).

Note that `\c wd` and `\cHT` may differ from `\zw` and `\zh` respectively. On the one hand the former dimensions are determined from a character whose character class is zero, but on the other hand `\zw` and `\zh` are specified by JFM.

`\DeclareYokoKanjiEncoding`{*encoding*}{*text-settings*}{*math-settings*}

`\DeclareTateKanjiEncoding`{*encoding*}{*text-settings*}{*math-settings*}

In NFSS2 under LuaTeX-ja, distinction between alphabetic fonts and Japanese fonts are only made by their encodings. For example, encodings OT1 and T1 are encodings for alphabetic fonts, and Japanese fonts cannot have these encodings. These command define a new encoding scheme for Japanese font families.

`\DeclareKanjiEncodingDefaults`{*text-settings*}{*math-settings*}

`\DeclareKanjiSubstitution`{*encoding*}{*family*}{*series*}{*shape*}

`\DeclareErrorKanjiFont`{*encoding*}{*family*}{*series*}{*shape*}{*size*}

The above 3 commands are just the counterparts for `\DeclareFontEncodingDefaults` and others.

`\reDeclareMathAlphabet`{*unified-cmd*}{*al-cmd*}{*ja-cmd*}

`\DeclareRelationFont`{*ja-encoding*}{*ja-family*}{*ja-series*}{*ja-shape*}

{*al-encoding*}{*al-family*}{*al-series*}{*al-shape*}

This command sets the “accompanied” alphabetic font (given by the latter 4 arguments) with respect to a Japanese font given by the former 4 arguments.

`\SetRelationFont`

This command is almost same as `\DeclareRelationFont`, except that this command does a local assignment, where `\DeclareRelationFont` does a global assignment.

`\userelfont`

(Only) at the next call of `\selectfont`, change current alphabetic font encoding/family/... to the ‘accompanied’ alphabetic font family with respect to current Japanese font family, which was set by `\DeclareRelationFont` or `\SetRelationFont`.

The following is an example of `\SetRelationFont` and `\userelfont`:

```

1 \makeatletter
2 \SetRelationFont{JY3}{\k@family}{m}{n}{TU}{lms}{m}{n}          あいう abc
3 % \k@family: current Japanese font family
4 \userelfont\selectfont あいう abc

```

`\adjustbaseline`

In pLaTeX 2<sub>ε</sub>, `\adjustbaseline` sets `\tbaselineshift` to match the vertical center of “M” and that of “漢” in vertical typesetting:

$$\tbaselineshift \leftarrow \frac{(h_M + d_M) - (h_{漢} + d_{漢})}{2} + d_{漢} - d_M,$$

where  $h_a$  and  $d_a$  denote the height of “a” and the depth, respectively. In LuaTeX-ja, this `\adjustbaseline` does similar task, namely setting the `\albaselineshift` parameter (a Japanese character whose character class is zero is used, instead of ‘漢’).

```

1 \DeclareKanjiFamily{JY3}{edm}{}
2 \DeclareFontShape{JY3}{edm}{m}{n}  {<-> s*HaranoAjiMincho-Regular:jfm=ujis}{}
3 \DeclareFontShape{JY3}{edm}{m}{fb}  {<-> s*HaranoAjiGothic-Regular:jfm=ujis;color=003FFF}{}
4 \DeclareFontShape{JY3}{edm}{m}{fb2}  {<-> s*HaranoAjiGothic-Regular:jfm=ujis;color=FF1900}{}
5 \DeclareAlternateKanjiFont{JY3}{edm}{m}{n}{JY3}{edm}{m}{fb}{ "4E00-"67FF,{-2}{-2}}
6 \DeclareAlternateKanjiFont{JY3}{edm}{m}{n}{JY3}{edm}{m}{fb2}{ "6800-"9FFF}
7 {\kanjifamily{edm}\selectfont
8 日本国民は、正当に選挙された国会における代表者を通じて行動し、……}

```

日本国民は、正当に選挙された国会における代表者を通じて行動し、……

Figure 10. An example of `\DeclareAlternateKanjiFont`

`\fontfamily{<family>}`

As in  $\LaTeX 2_{\epsilon}$ , this command changes current font family (alphabetic, Japanese, or both) to `<family>`. See Subsection 11.3 for detail.

`\fontshape{<shape>}`, `\fontshapeforce{<shape>}`

As in  $\LaTeX 2_{\epsilon}$ , this command changes current alphabetic font shape according to shape change rules.

Traditionally, `\fontshape` changes also current Japanese font shape always. However, this leads a lot of  $\LaTeX$  font warning like

```

Font shape `JY3/mc/m/it' undefined
using `JY3/mc/m/n' instead on ....

```

when `\itshape` is called, because almost all Japanese fonts only have shape “n”, and `\itshape` calls `\fontshape`.

Lua $\TeX$ -ja 20200323.0 change the behavior. Namely, `\fontshape{<shape>}` and `\fontshapeforce{<shape>}` change current Japanese font shape, only if the required shape (according to shape changing rules) or `<shape>` is available in current Japanese font family/series. When this is not the case, an info such as

```

Kanji font shape JY3/mc/m/it' undefined
No change on ...

```

is issued instead of a warning.

`\kanjishape{<shape>}`, `\kanjishapeforce{<shape>}`

`\kanjishape{<shape>}` changes current Japanese font shape according to shape change rules, and `\kanjishapeforce{<shape>}` changes current Japanese font shape to `<shape>`, regardless of the rules. Hence `\kanjishape{it}` produces a warning

```

Font shape `JY3/mc/m/it' undefined
using `JY3/mc/m/n' instead on ....

```

which is not produced by `\fontshape{it}`.

`\DeclareAlternateKanjiFont{<base-encoding>}{<base-family>}{<base-series>}{<base-shape>}{<alt-encoding>}{<alt-family>}{<alt-series>}{<alt-shape>}{<range>}`

As `\ltjdeclarealtfont` (Subsection 10.5), characters in `<range>` of the Japanese font (we say the *base font*) which specified by first 4 arguments are typeset by the Japanese font which specified by fifth to eighth arguments (we say the *alternate font*). An example is shown in Figure 10.

- In `\ltjdeclarealtfont`, the base font and the alternate font must be already defined. But this `\DeclareAlternateKanjiFont` is not so. In other words, `\DeclareAlternateKanjiFont` is effective only after current Japanese font is changed, or only after `\selectfont` is executed.

• ...

Furthermore, LuaTeX-ja applies patches which enables NFSS2 commands, such as `\DeclareSymbolFont` and `\SetSymbolFont`, to specify Japanese fonts as math fonts.

Specifying `disablejfam` option in `\usepackage` prevents applying these patches. Hence one cannot write Japanese Characters in math mode directly if `disablejfam` option is specified. The code below does not work either:

```
\DeclareSymbolFont{mincho}{JY3}{mc}{m}{n}
\DeclareSymbolFontAlphabet{\mathmc}{mincho}
```

### 11.3 Detail of `\fontfamily` command

In this subsection, we describe when `\fontfamily⟨family⟩` changes current Japanese/alphabetic font family. Basically, current Japanese font family is changed to `⟨family⟩` if it is recognized as a Japanese font family, and similar with alphabetic font family. There is a case that current Japanese/alphabetic font family are both changed to `⟨family⟩`, and another case that `⟨family⟩` isn't recognized as a Japanese/alphabetic font family either.

**■Recognition as Japanese font family** First, Whether Japanese font family will be changed is determined in following order. This order is very similar to `\fontfamily` in pLaTeX 2<sub>ε</sub>, but we re-implemented in Lua. We use an auxiliary list  $N_J$ .

1. If the family `⟨family⟩` has been defined already by `\DeclareKanjiFamily`, `⟨family⟩` is recognized as a Japanese font family. Note that `⟨family⟩` need not be defined under *current* Japanese font encoding.
2. If the family `⟨family⟩` has been listed in a list  $N_J$ , this means that `⟨family⟩` is not a Japanese font family.
3. If the `luatexja-fontspec` package is loaded, we stop here, and `⟨family⟩` is not recognized as a Japanese font family.

If the `luatexja-fontspec` package is *not* loaded, now LuaTeX-ja looks whether there exists a Japanese font encoding `⟨enc⟩` such that a font definition named `⟨enc⟩⟨family⟩.fd` (the file name is all lowercase) exists. If so, `⟨family⟩` is recognized as a Japanese font family (the font definition file won't be loaded here). If not, `⟨family⟩` is not a Japanese font family, and `⟨family⟩` is appended to the list  $N_J$ .

**■Recognition as alphabetic font family** Next, whether alphabetic font family will be changed is determined in following order. We use auxiliary lists  $F_A$  and  $N_A$ ,

1. If the family `⟨family⟩` has been listed in a list  $F_A$ , `⟨family⟩` is recognized as an alphabetic font family.
2. If the family `⟨family⟩` has been listed in a list  $N_A$ , this means that `⟨family⟩` is not an alphabetic font family.
3. If there exists an alphabetic font encoding such that the family `⟨family⟩` has been defined under it, `⟨family⟩` is recognized as an alphabetic font family, and to memorize this, `⟨family⟩` is appended to the list  $F_A$ .
4. Now LuaTeX-ja looks whether there exists an alphabetic font encoding `⟨enc⟩` such that a font definition named `⟨enc⟩⟨family⟩.fd` (the file name is all lowercase) exists. If so, current alphabetic font family will be changed to `⟨family⟩` (the font definition file won't be loaded here). If not, current alphabetic font family won't be changed, and `⟨family⟩` is appended to the list  $N_A$ .

Also, each call of `\DeclareFontFamily` *after* loading of LuaTeX-ja makes the second argument (family) is appended to the list  $F_A$ .

The above order is very similar to `\fontfamily` in pLaTeX 2<sub>ε</sub>, but more complicated (clause 3.). This is because pLaTeX 2<sub>ε</sub> is a *format* however LuaTeX-ja is not, hence LuaTeX-ja does not know calls of `\DeclareFontFamily` *before* itself is loaded.

Table 15. strut

box	direction	width	height	depth	user command
\ystrutbox	yoko	0	0.7\baselineskip	0.3\baselineskip	\ystrut
\tstrutbox	tate, utod	0	0.5\baselineskip	0.5\baselineskip	\tstrut
\dstrutbox	dtou	0	0.7\baselineskip	0.3\baselineskip	\dstrut
\zstrutbox	—	0	0.7\baselineskip	0.3\baselineskip	\zstrut

■ **Remarks** Of course, there is a case that  $\langle family \rangle$  is not recognized as a Japanese font family, nor an alphabetic font family. In this case, Lua $\TeX$ -ja treats “the argument  $\langle family \rangle$  is wrong”, so set both current alphabetic and Japanese font family to  $\langle family \rangle$ , to use the default family for font substitution.

## 11.4 Notes on \DeclareTextSymbol

From  $\LaTeX$  2017/01/01, the standard encoding of Lua $\TeX$  is changed to the TU encoding. This means that symbols defined by T1 and TS1 encodings can be used without loading any package. To produce these symbols in alphabetic fonts in Lua $\TeX$ -ja, Lua $\TeX$ -ja patches `\DeclareTextSymbol`, and reloads `tuenc.def`.

Under original definition of `\DeclareTextSymbol`, internal commands which is defined by `\DeclareTextSymbol` (such as `\T1\textquotedblleft`) are *chardef* tokens. However, this no longer holds in Lua $\TeX$ -ja; for example, the meaning of `\TU\textquotedblleft` is `\ltj\char8220_`.

## 11.5 \strutbox

As p $\LaTeX$  (2017/04/08 or later), `\strutbox` is a *macro* which is expanded to one of `\ystrutbox`, `\tstrutbox`, and `\dstrutbox` (all of them are shown in Table 15), according to the current direction. Similarly, `\strut` now uses one of these boxes.

## 12 expl3 interface

This section describes expl3 interfaces provided by Lua $\TeX$ -ja. All of them belong to the `platex` module, since they are provided for compatibility with Japanese p $\LaTeX$ . Note that commands which are marked with dagger (“†”) are additions by Lua $\TeX$ -ja.

`\platex_direction_yoko:`, `\platex_direction_tate:`, `\platex_direction_dtou:`  
 Synonyms for `\yoko`, `\tate` and `\dtou`, respectively.

`\platex_if_direction_yoko_p:`  
`\platex_if_direction_yoko:TF`  $\{\langle true code \rangle\}\{\langle false code \rangle\}$   
 Tests if the current direction is *yoko* (horizontal writing).

`\platex_if_direction_tate_nomath_p:`†  
`\platex_if_direction_tate_nomath:TF`†  $\{\langle true code \rangle\}\{\langle false code \rangle\}$   
 Tests if the current direction is *tate* (vertical writing).

`\platex_if_direction_tate_math_p:`†  
`\platex_if_direction_tate_math:TF`†  $\{\langle true code \rangle\}\{\langle false code \rangle\}$   
 Tests if the current direction is *utod*.

`\platex_if_direction_tate_p:`  
`\platex_if_direction_tate:TF`  $\{\langle true code \rangle\}\{\langle false code \rangle\}$   
 Tests if the current direction is *tate* or *utod*.

`\platex_if_direction_dtou_p:`  
`\platex_if_direction_dtou:TF`  $\{\langle true code \rangle\}\{\langle false code \rangle\}$   
 Tests if the current direction is *dtou*.

```

1 \jfontspec[
2   YokoFeatures={Color=FF1900}, TateFeatures={Color=003FFF},
3   TateFont=HaranoAjiGothic-Regular
4 ]{HaranoAjiMincho-Regular}
5 \hbox{\yoko 横組のテスト}\hbox{\tate 縦組のテスト}
6 \addfontfeatures{Color=00AF00}
7 \hbox{\yoko 横組}\hbox{\tate 縦組}

```

横組のテスト

縦組のテスト

横組

縦組

Figure 11. An example of TateFeatures etc.

```

\platex_if_box_yoko_p:N <box>
\platex_if_box_yoko:NIF <box> {\true code}{\false code}
  Tests if the direction of <box> is yoko.

\platex_if_box_tate_nomath_p:N† <box>
\platex_if_box_tate_nomath:NIF† <box> {\true code}{\false code}
  Tests if the direction of <box> is tate.

\platex_if_box_tate_math_p:N† <box>
\platex_if_box_tate_math:NIF† <box> {\true code}{\false code}
  Tests if the direction of <box> is utod.

\platex_if_box_tate_p:N <box>
\platex_if_box_tate:NIF <box> {\true code}{\false code}
  Tests if the direction of <box> is tate or utod.

\platex_if_box_dtou_p:N <box>
\platex_if_box_dtou:NIF <box> {\true code}{\false code}
  Tests if the direction of <box> is dtou.

```

## 13 Addon packages

Lua $\TeX$ -ja has several addon packages. These addons are written as  $\LaTeX$  packages, but `luatexja-otf` and `luatexja-adjust` can be loaded in plain Lua $\TeX$  by `\input`.

### 13.1 luatexja-fontspec

As described in Subsection 3.2, this optional package provides the counterparts for several commands defined in the `fontspec` package (requires `fontspec v2.4`). In addition to OpenType font features in the original `fontspec`, the following “font features” specifications are allowed for the commands of Japanese version:

`CID=<name>`, `JFM=<name>`, `JFM-var=<name>`

These 3 keys correspond to `cid`, `jfm` and `jfmvar` keys for `\jfont` and `\tfont` respectively. See Subsections 8.1 and 8.4 for details of `cid`, `jfm` and `jfmvar` keys.

The `CID` key is effective only when with `NoEmbed` described below. The same `JFM` cannot be used in both horizontal Japanese fonts and vertical Japanese fonts, hence the `JFM` key will be actually used in `YokoFeatures` and `TateFeatures` keys.

`NoEmbed`

By specifying this key, one can use “name-only” Japanese font which will not be embedded in the output PDF file. See Subsection 8.4.

`Kanjiskip=<bool>`

```

1 \jfontspec[
2   AltFont={
3     {Range="4E00-"67FF, Font=HaranoAjiGothic-Regular, Color=003FFF},
4     {Range="6800-"9EFF, Color=FF1900},
5     {Range="3040-"306F, Font=HaranoAjiGothic-Regular, Color=35A16B},
6   }
7 ]{HaranoAjiMincho-Regular}
8 日本国民は、正当に選挙された国会における代表者を通じて行動し、われらとわれらの子孫のために、
9 諸国民との協和による成果と、わが国全土にわたつて自由のもたらす恵沢を確保し、……

```

日本国民は、正当に選挙された国会における代表者を通じて行動し、われらとわれらの子孫のために、諸国民との協和による成果と、わが国全土にわたつて自由のもたらす恵沢を確保し、……

Figure 12. An example of AltFont

TateFeatures={⟨features⟩}, TateFont=⟨font⟩

The TateFeatures key specifies font features which are only turned on in vertical writing, such as Style=VerticalKana (vkna feature). Similarly, the TateFont key specifies the Japanese font which will be used only in vertical writing. A demonstrarion is shown in [Figure 11](#).

YokoFeatures={⟨features⟩}

The YokoFeatures key specifies font features which are only turned on in horizontal writing,. A demonstrarion is shown in [Figure 11](#).

AltFont

As \ltjdeclarealtfont (Subsection 10.5) and \DeclareAlternateKanjiFont (Subsection 11.2), with this key, one can typeset some Japanese characters by a different font and/or using different features. The AltFont feature takes a comma-separated list of comma-separated lists, as the following:

```

AltFont = {
  ...
  { Range=⟨range⟩, ⟨features⟩},
  { Range=⟨range⟩, Font=⟨font name⟩, ⟨features⟩ },
  { Range=⟨range⟩, Font=⟨font name⟩ },
  ...
}

```

Each sublist should have the Range key (sublist which does not contain Range key is simply ignored). A demonstrarion is shown in [Figure 12](#).

#### ■ Remark on AltFont, YokoFeatures, TateFeatures keys

In AltFont, YokoFeatures, TateFeatures keys, one cannot specify per-shape settings such as BoldFeatures. For example,

```

AltFont = {
  { Font=HogeraMin-Light, BoldFont=HogeraMin-Bold,
    Range="3000-"30FF, BoldFeatures={Color=FF1900} }
}

```

does *not* work. Instead, one have to write

```

UprightFeatures = {
  AltFont = { { Font=HogeraMin-Light, Range="3000-"30FF, } },
},
BoldFeatures = {
  AltFont = { { Font=HogeraMin-Bold, Range="3000-"30FF, Color=FF1900 } },
}

```

On the other hand, YokoFeatures, TateFeatures and TateFont keys can be specified in each list in the AltFont key. Also, one can specify AltFont inside YokoFeatures, TateFeatures.

no adjustment	以上の原理は、「包除原理」とよく呼ばれるが
without priority	以上の原理は、「包除原理」とよく呼ばれるが
with priority	以上の原理は、「包除原理」とよく呼ばれるが

The value of `kanjiskip` is  $0\text{pt}^{+1/5\text{em}}_{-1/5\text{em}}$  in this figure, for making the difference obvious.

Figure 13. Line adjustment

Note that features which are specified in `YokoFeatures` and `TateFeatures` are always interpreted *after* other “direction-independent” features. This explains why `\addfontfeatures` at line 6 in Figure 11 has no effect, because a color specification is already done in `YokoFeatures` and `TateFeatures` keys.

## 13.2 luatexja-otf

This optional package supports typesetting glyphs by specifying a CID number. The package `luatexja-otf` offers the following 2 low-level commands:

`\CID{⟨number⟩}`

Typeset a glyph whose CID number is `⟨number⟩`. If the Japanese font is neither Adobe-Japan1, Adobe-GB1, Adobe-CNS1, Adobe-Korea1, nor Adobe-KR CID-keyed font, LuaTeX-ja treats that `⟨number⟩` is a CID number of Adobe-Japan1 character collection, and tries to typeset a “most suitable glyph”.

Note that if the Japanese font is loaded using the `HarfBuzz` library, this `\CID` command does not work.

`\UTF{⟨hex_number⟩}`

Typeset a character whose character code is `⟨hex_number⟩` (in hexadecimal). This command is similar to `\char"⟨hex_number⟩`, but please remind remarks below.

This package automatically loads `luatexja-ajmacros.sty`, which is slightly modified version of `ajmacros.sty`<sup>11</sup>. Hence one can use macros which are defined in `ajmacros.sty`, such as `\aj半角`.

■**Remarks** Characters by `\CID` and `\UTF` commands are different from ordinary characters in the following points:

- Always treated as **JChars**.
- In vertical direction, `vert/vrt2` feature are automatically applied to characters by `\UTF`, regardless these feature are not activated in current Japanese font.
- Processes for supporting other OpenType features (for example, glyph replacement and kerning) by the `luaotfload` package is not performed to these characters.

■**Additional syntax of JFM** The package `luatexja-otf` extends the syntax of JFM; the entries of `chars` table in JFM now allows a string in the form `'AJ1-xxx'`, which stands for the character whose CID number in Adobe-Japan1 is `xxx`.

This extended notation is used in the standard JFM `jfm-ujis.lua` to typeset halfwidth Hiragana glyphs (CID 516–598) in halfwidth.

## 13.3 luatexja-adjust

(see Japanese version of this manual)

<sup>11</sup>Useful macros by iNOUE Koich!, for the `japanese-otf` package.

## 13.4 luatexja-ruby

This addon package provides functionality of “ruby” (*furigana*) annotations using callbacks of Lua $\TeX$ -ja. There is no detailed manual of luatexja-ruby.sty in English. (Japanese manual is another PDF file, [luatexja-ruby.pdf](#).)

**Group-ruby** By default, ruby characters (the second argument of `\ruby`) are attached to base characters (the first argument), as one object. This type of ruby is called *group-ruby*.

1 東西線 <code>\ruby{妙典}{みょうでん}</code> 駅は……\	東西線 <sup>みょうでん</sup> 妙典駅は……
2 東西線の <code>\ruby{妙典}{みょうでん}</code> 駅は……\	東西線 <sup>みょうでん</sup> の妙典駅は……
3 東西線の <code>\ruby{妙典}{みょうでん}</code> という駅……\	東西線 <sup>みょうでん</sup> の妙典という駅……
4 東西線 <code>\ruby{葛西}{かさい}</code> 駅は……	東西線 <sup>かさい</sup> 葛西駅は……

As the above example, ruby hangover is allowed on the Hiragana before/after its base characters.

**Mono-ruby** To attach ruby characters to each base characters (*mono-ruby*), one should use `\ruby` multiple times:

1 東西線の <code>\ruby{妙}{みょう}</code> <code>\ruby{典}{でん}</code> 駅は……	東西線 <sup>みょうでん</sup> の妙典駅は……
--	------------------------------

**Jukugo-ruby** Vertical bar `|` denotes a boundary of *groups*.

1 <code>\ruby{妙 典}{みょう でん}</code> \	
2 <code>\ruby{葛 西}{か さい}</code> \	<sup>みょうでん</sup> 妙典 <sup>かさい</sup> 葛西 <sup>かぐらざか</sup> 神楽坂
3 <code>\ruby{神楽 坂}{かぐら ざか}</code>	

If there are multiple groups in one `\ruby` call, A linebreak between two groups is allowed.

1 <code>\vbox{\hsize=6\zw\noindent</code>	
2 <code>\hbox to 2.5\zw{\ruby{京 急 蒲 田}{けい きゆう かま た}}</code>	京 <sup>けい</sup> 急 <sup>きゆう</sup> 蒲 <sup>かま</sup> 田 <sup>た</sup>
3 <code>\hbox to 2.5\zw{\ruby{京 急 蒲 田}{けい きゆう かま た}}</code>	田 <sup>た</sup> 京 <sup>けい</sup> 急 <sup>きゆう</sup>
4 <code>\hbox to 3\zw{\ruby{京 急 蒲 田}{けい きゆう かま た}}</code>	蒲 <sup>かま</sup> 田 <sup>た</sup> 京 <sup>けい</sup> 急 <sup>きゆう</sup>
5 }	急 <sup>きゆう</sup> 蒲 <sup>かま</sup> 田 <sup>た</sup>

If the width of ruby characters are longer than that of base characters, `\ruby` automatically selects the appropriate form among the line-head form, the line-middle form, and the line-end form.

1 <code>\vbox{\hsize=8\zw\noindent</code>	
2 <code>\null\kern3\zw ……を\ruby{承}{うけたまわ}る</code>	…… <sup>うけたまわ</sup> を承 <sup>うけたまわ</sup> る
3 <code>\kern1\zw ……を\ruby{承}{うけたまわ}る\</code>	る …… <sup>うけたまわ</sup> を承 <sup>うけたまわ</sup> る
4 <code>\null\kern5\zw ……を\ruby{承}{うけたまわ}る</code>	…… <sup>うけたまわ</sup> を承 <sup>うけたまわ</sup> る
5 }	承 <sup>うけたまわ</sup> る

## 13.5 lltjext.sty

pl $\TeX$  supplies additional macros for vertical writing in the plect package. The lltjext package which we want to describe here is the Lua $\TeX$ -ja counterpart of the plect package.

tabular, array, minipage environments

These environments are extended by `<dir>`, which specifies the direction, as follows:

```
\begin{tabular}<dir>[pos]{table spec} ... \end{tabular}
\begin{array}<dir>[pos]{table spec} ... \end{array}
\begin{minipage}<dir>[pos]{width} ... \end{minipage}
```

This option permits one of the following five values. If none of them is specified, the direction inside the environment is same as that outside the environment.

y *yoko* direction (horizontal writing)



**t** *tate* direction (vertical writing)  
**z** *utod* direction if direction outside the env. is *tate*.  
**d** *dtou* direction  
**u** *utod* direction

`\parbox<dir>[<pos>]{<width>}{<contents>}`  
`\parbox` command is also extended by `<dir>`.

`\pbox<dir>[<width>][<pos>]{<contents>}`  
This commands typeset `<contents>` in LR-mode, in `<dir>` direction. If `<width>` is positive, the width of the box becomes this `<width>`. In this case, `<contents>` will be aligned to left (when `<pos>` is l), center (c), or right (r).

picture environment  
picture environment also extended by `<dir>`, as follows:

```
\begin{picture}<dir>(x_size, y_size)(x_offset,y_offset)
...
\end{picture}
```

`\rensuji[<pos>]{<contents>}`, `\rensuji skip`

`\Kanji{<counter_name>}`

`\kasen{<contents>}`, `\bou{<contents>}`, `\boutenchar`

参照番号

## 13.6 luatexja-preset

As described in Subsection 3.3, One can load the `luatexja-preset` package to use several “presets” of Japanese fonts. This package provides functions in a part of `japanese-otf` package (changing fonts) and a part of `PXchfon` package (presets) by Takayuki Yato.

Options which are given in `\usepackage` but not described in this subsection are simply passed to the `luatexja-fontspec`<sup>12</sup>. For example, the line 5 in below example is equivalent to lines 1–3.

```
\usepackage[no-math]{fontspec}
\usepackage[match]{luatexja-fontspec}
\usepackage[kozuka-pr6n]{luatexja-preset}
%%-----
\usepackage[no-math,match,kozuka-pr6n]{luatexja-preset}
```

### 13.6.1 General Options

`fontspec` (enabled by default)

With this option, Japanese fonts are selected using functionality of the `luatexja-fontspec` package. This means that the `fontspec` package is automatically loaded by this package.

If you need to pass some options to `fontspec`, you can load `fontspec` manually before `luatexja-preset`:

```
\usepackage[no-math]{fontspec}
\usepackage[...]{luatexja-preset}
```

<sup>12</sup>if `nfssonly` option is *not* specified; in this case these options are simply ignored.

### nfssonly

With this option, selecting Japanese fonts won't be performed using the functionality of the fontspec package, but only standard NFSS2 (hence without `\addfontfeatures` etc.). This option is ignored when `luatexja-fontspec` package is loaded.

When this option is specified, `fontspec` and `luatexja-fontspec` are *not* loaded by default. Nevertheless, the package `fontspec` can coexist with the option, as the following:

```
\usepackage{fontspec}
\usepackage[hiragino-pron,nfssonly]{luatexja-preset}
```

In this case, one can use `\setmainfont` etc. to select *alphabetic* fonts.

### match

If this option is specified, usual family-changing commands such as `\rmfamily`, `\textrm`, `\sffamily`, ... also change Japanese font family. This option is passed to `luatexja-fontspec`, if `fontspec` option is specified.

### nodeluxe (enabled by default)

The negation of `deluxe` option. Use one-weighted *mincho* and *gothic* font families. This means that `\mcfamily\bfseries`, `\gtfamily\bfseries` and `\gtfamily\mdseries` use the same font.

### deluxe

Use the *mincho* family with three weights (light, medium, and bold), the *gothic* family with three weights (medium, bold, and extra bold), and *rounded gothic*<sup>13</sup>. *Mincho* light and *gothic* extra bold can be by `\mcfamily\ltseries` and `\gtfamily\ebseries`, respectively.

- Some presets do not have the light weight of *mincho*. In this case, we substitute the medium weight for the light weight.
- `luatexja-preset` does not produce an error (only produces a warning), even if (one of) fonts for `\mcfamily\ltseries`, `\gtfamily\ebseries`, `\mgfamily` do not exist.

### expert

Use horizontal/vertical kana alternates, and define a command `\rubyfamily` to use kana characters designed for ruby.

### bold

Substitute bold series of *gothic* for bold series of *mincho*. If `nodeluxe` option is enabled, medium series of *gothic* is also changed, since we use same font for both series of *gothic*.

### jis90, 90jis

Use JIS X 0208:1990 glyph variants if possible.

### jis2004, 2004jis

Use JIS X 0213:2004 glyph variants if possible.

### jfm\_yoko=<jfm>

Use the JFM `jfm-<jfm>.lua` for horizontal direction, instead of `jfm-ujis.lua` (default JFM).

### jfm\_tate=<jfm>

Use the JFM `jfm-<jfm>.lua` for vertical direction, instead of `jfm-ujisv.lua` (default JFM).

`jis` Same as `jfm_yoko=jis`.

Note that `jis90`, `90jis`, `jis2004` and `2004jis` only affect with *mincho*, *gothic* (and, possibly rounded *gothic*) families defined by this package. We didn't taken account of when more than one options among them are specified.

---

<sup>13</sup>Provided by `\mgfamily` and `\textmg`, because "rounded gothic" is called *maru gothic* (丸ゴシック) in Japanese.

### 13.6.2 Presets which support multi weights

Besides `bizud`, `haranoaji`, `morisawa-pro`, and `morisawa-pr6n` presets, fonts are specified by font name, not by file name. In following tables, starred fonts (e.g. `KozGo...-Regular`) are used for medium series of *gothic*, if and only if *deLuxe* option is specified.

`kozuka-pro` Kozuka Pro (Adobe-Japan1-4) fonts.

`kozuka-pr6` Kozuka Pr6 (Adobe-Japan1-6) fonts.

`kozuka-pr6n` Kozuka Pr6N (Adobe-Japan1-6, JIS04-savvy) fonts.

Kozuka Pro/Pr6N fonts are bundled with Adobe's software, such as Adobe InDesign. There is not rounded gothic family in Kozuka fonts.

family	series	kozuka-pro	kozuka-pr6	kozuka-pr6n
<i>mincho</i>	light	KozMinPro-Light	KozMinProVI-Light	KozMinPr6N-Light
	medium	KozMinPro-Regular	KozMinProVI-Regular	KozMinPr6N-Regular
	bold	KozMinPro-Bold	KozMinProVI-Bold	KozMinPr6N-Bold
<i>gothic</i>	medium	KozGoPro-Regular*	KozGoProVI-Regular*	KozGoPr6N-Regular*
		KozGoPro-Medium	KozGoProVI-Medium	KozGoPr6N-Medium
	bold	KozGoPro-Bold	KozGoProVI-Bold	KozGoPr6N-Bold
	extra bold	KozGoPro-Heavy	KozGoProVI-Heavy	KozGoPr6N-Heavy
<i>rounded gothic</i>		KozGoPro-Heavy	KozGoProVI-Heavy	KozGoPr6N-Heavy

`hiragino-pro` Hiragino Pro (Adobe-Japan1-5) fonts.

`hiragino-pron` Hiragino ProN (Adobe-Japan1-5, JIS04-savvy) fonts.

Hiragino fonts (except Hiragino Mincho W2) are bundled with Mac OS X 10.5 or later. Note that fonts for gothic extra bold (`HiraKakuStd[N]-W8`) only contains characters in Adobe-Japan1-3 character collection, while others contains those in Adobe-Japan1-5 character collection.

family	series	hiragino-pro	hiragino-pron
<i>mincho</i>	light	Hiragino Mincho Pro W2	Hiragino Mincho ProN W2
	medium	Hiragino Mincho Pro W3	Hiragino Mincho ProN W3
	bold	Hiragino Mincho Pro W6	Hiragino Mincho ProN W6
<i>gothic</i>	medium	Hiragino Kaku Gothic Pro W3*	Hiragino Kaku Gothic ProN W3*
		Hiragino Kaku Gothic Pro W6	Hiragino Kaku Gothic ProN W6
	bold	Hiragino Kaku Gothic Pro W6	Hiragino Kaku Gothic ProN W6
	extra bold	Hiragino Kaku Gothic Std W8	Hiragino Kaku Gothic StdN W8
<i>rounded gothic</i>		Hiragino Maru Gothic Pro W4	Hiragino Maru Gothic ProN W4

`bizud` BIZ UD fonts (by Morisawa Inc.) bundled with Windows 10 October 2018 Update.

family	series	
<i>mincho</i>		BIZ-UDMinchoM.ttc
	medium	BIZ-UDGothicR.ttc
<i>gothic</i>	bold	BIZ-UDGothicB.ttc
	extra bold	BIZ-UDGothicB.ttc
<i>rounded gothic</i>		BIZ-UDGothicB.ttc

`morisawa-pro` Morisawa Pro (Adobe-Japan1-4) fonts.

`morisawa-pr6n` Morisawa Pr6N (Adobe-Japan1-6, JIS04-savvy) fonts.

family	series	morisawa-pro	morisawa-pr6n
<i>mincho</i>	medium	A-0TF-RyuminPro-Light.otf	A-0TF-RyuminPr6N-Light.otf
	bold	A-0TF-FutoMinA101Pro-Bold.otf	A-0TF-FutoMinA101Pr6N-Bold.otf
<i>gothic</i>	medium	A-0TF-GothicBBBPro-Medium.otf	A-0TF-GothicBBBPr6N-Medium.otf
	bold	A-0TF-FutoGoB101Pro-Bold.otf	A-0TF-FutoGoB101Pr6N-Bold.otf
	extra bold	A-0TF-MidashiGoPro-MB31.otf	A-0TF-MidashiGoPr6N-MB31.otf
<i>rounded gothic</i>		A-0TF-Jun101Pro-Light.otf	A-0TF-ShinMGoPr6N-Light.otf

`yu-win` Yu fonts bundled with Windows 8.1.

`yu-win10` Yu fonts bundled with Windows 10.

`yu-osx` Yu fonts bundled with OSX Mavericks.

family	series	yu-win	yu-win10	yu-osx
<i>mincho</i>	light	YuMincho-Light	YuMincho-Light	(YuMincho Medium)
	medium	YuMincho-Regular	YuMincho-Regular	YuMincho Medium
	bold	YuMincho-Demibold	YuMincho-Demibold	YuMincho Demibold
<i>gothic</i>	medium	YuGothic-Regular*	YuGothic-Regular*	YuGothic Medium*
		YuGothic-Regular	YuGothic-Medium	YuGothic Medium
	bold	YuGothic-Bold	YuGothic-Bold	YuGothic Bold
	extra bold	YuGothic-Bold	YuGothic-Bold	YuGothic Bold
<i>rounded gothic</i>		YuGothic-Bold	YuGothic-Bold	YuGothic Bold

`moga-mobo` MogaMincho, MogaGothic, and MobaGothic.

`moga-mobo-ex` MogaExMincho, MogaExGothic, and MobaExGothic.

These fonts can be downloaded from <http://yozvox.web.fc2.com/>.

family	series	default, 90jis option	jis2004 option
<i>mincho</i>	medium	Moga90Mincho	MogaMincho
	bold	Moga90Mincho Bold	MogaMincho Bold
<i>gothic</i>	medium	Moga90Gothic	MogaGothic
	bold	Moga90Gothic Bold	MogaGothic Bold
	extra bold	Moga90Gothic Bold	MogaGothic Bold
<i>rounded gothic</i>		Moba90Gothic	MobaGothic

When `moga-mobo-ex` is specified, the font “MogaEx90Mincho” etc. are used.

`ume` Ume Mincho and Ume Gothic.

These fonts can be downloaded from

<https://ja.osdn.net/projects/ume-font/wiki/FrontPage>.

family	series	default
<i>mincho</i>	medium	Ume Mincho
	bold	Ume Mincho
<i>gothic</i>	medium	Ume Gothic*
		Ume Gothic O5
	bold	Ume Gothic O5
		Ume Gothic O5
<i>rounded gothic</i>		Ume Gothic O5

sourcehan Source Han Serif and Source Han Sans fonts (Language-specific OTF or OTC)

sourcehan-jp Source Han Serif JP and Source Han Sans JP fonts (Region-specific Subset OTF)

family	series	sourcehan	sourcehan-jp
<i>mincho</i>	light	Source Han Serif Light	Source Han Serif JP Light
	medium	Source Han Serif Regular	Source Han Serif JP Regular
	bold	Source Han Serif Bold	Source Han Serif JP Bold
<i>gothic</i>	medium	Source Han Sans Regular*	Source Han Sans JP Regular*
		Source Han Sans Medium	Source Han Sans JP Medium
	bold	Source Han Sans Bold	Source Han Sans JP Bold
	extra bold	Source Han Sans Heavy	Source Han Sans JP Heavy
<i>rounded gothic</i>		Source Han Sans Medium	Source Han Sans JP Medium

noto-otc Noto Serif CJK and Noto Sans CJK fonts (OTC)

noto-otf Noto Serif CJK and Noto Sans CJK fonts (Language-specific OTF)

family	series	noto-otc	noto-otf
<i>mincho</i>	light	Noto Serif CJK Light	Noto Serif CJK JP Light
	medium	Noto Serif CJK Regular	Noto Serif CJK JP Regular
	bold	Noto Serif CJK Bold	Noto Serif CJK JP Bold
<i>gothic</i>	medium	Noto Sans CJK Regular*	Noto Sans CJK JP Regular*
		Noto Sans CJK Medium	Noto Sans CJK JP Medium
	bold	Noto Sans CJK Bold	Noto Sans CJK JP Bold
	extra bold	Noto Sans CJK Black	Noto Sans CJK JP Black
<i>rounded gothic</i>		Noto Sans CJK Medium	Noto Sans CJK JP Medium

haranoaji Harano Aji Fonts.

These fonts can be downloaded from

<https://github.com/trueroad/HaranoAjiFonts>. There is not rounded gothic family in Harano Aji Fonts.

family	series	haranoaji
<i>mincho</i>	light	HaranoAjiMincho-Light.otf
	medium	HaranoAjiMincho-Regular.otf
	bold	HaranoAjiMincho-Bold.otf
<i>gothic</i>	medium	HaranoAjiGothic-Regular.otf*
		HaranoAjiGothic-Medium.otf
	bold	HaranoAjiGothic-Bold.otf
	extra bold	HaranoAjiGothic-Heavy.otf
<i>rounded gothic</i>		HaranoAjiGothic-Medium.otf

### 13.6.3 Presets which do not support multi weights

Next, we describe settings for using only single weight.

	noembed	ipa	ipaex	ms
<i>mincho</i>	Ryumin-Light (non-embedded)	IPA Mincho	IPAex Mincho	MS Mincho
<i>gothic</i>	GothicBBB-Medium (non-embedded)	IPA Gothic	IPAex Gothic	MS Gothic

### 13.6.4 Presets which use HG fonts

We can use HG fonts bundled with Microsoft Office for realizing multiple weights. In the table below, starred fonts (e.g., IPA Gothic\*) are used only if `jis2004` or `nodeluxe` option is specified.

family	series	ipa-hg	ipaex-hg	ms-hg
<i>mincho</i>	medium	IPA Mincho	IPAex Mincho	MS Mincho
	bold	HG Mincho E	HG Mincho E	HG Mincho E
<i>gothic</i>	medium	IPA Gothic* HG Gothic M	IPAex Gothic* HG Gothic M	MS Gothic* HG Gothic M
	bold	HG Gothic E	HG Gothic E	HG Gothic E
	extra bold	HG Soei Kaku Gothic UB	HG Soei Kaku Gothic UB	HG Soei Kaku Gothic UB
<i>rounded gothic</i>		HG MaruGothic M PRO	HG MaruGothic M PRO	HG MaruGothic M PRO

Note that HG Mincho E, HG Gothic E, HG Soei Kaku Gothic UB, and HG Maru Gothic PRO are internally specified by:

**default** by font name (HGMinchoE, etc.).

**jis90, 90jis** by file name (hgrme.ttc, hgrge.ttc, hgrsgu.ttc, hgrsmp.ttf).

**jis2004, 2004jis** by file name (hgrme04.ttc, hgrge04.ttc, hgrsgu04.ttc, hgrsmp04.ttf).

### 13.6.5 Define/Use Custom Presets

From version 20170904.0, one can define new presets using `\ltjnewpreset`, and use them by `\ltjapplypreset`. These two commands can only be used in the preamble.

`\ltjnewpreset{<name>}{<specification>}`

Define new preset `<name>`. This `<name>` cannot be same as other presets, options described in Subsubsection 13.6.1, nor following 11 strings:

`mc mc-l mc-m mc-b mc-bx gt gt-m gt-b gt-bx gt-eb mg-m`

`<specification>` is a comma-separated list which consists of other presets and/or the following keys:

`mc-l=<font>` mincho light

`mc-m=<font>` mincho medium

`mc-b=<font>` mincho bold

`mc-bx=<font>` synonym for `mc-b=<font>`

`gt-m=<font>` gothic medium

`gt-b=<font>` gothic bold

`gt-bx=<font>` synonym for `gt-b=<font>`

`gt-eb=<font>` gothic extra bold

`mg-m=<font>` rounded gothic

`mc=<font>` Same as

`mc-l=<font>`, `mc-m=<font>`, `mc-b=<font>`

`gt=<font>` Same as

`gt-m=<font>`, `gt-b=<font>`, `gt-eb=<font>`

If `deluxe` is not specified at loading the package, only `mc` and `gt` keys (among above 11 keys) have a meaning.

`\ltjnewpreset*{<name>}{<specification>}`

Almost same as `\ltjnewpreset`. However, if `<name>` matches a preset which already defined, this command simply overwrite it.

`\ltjapplypreset{<name>}`

Set Japanese font families using preset *<name>*.

Note that `\ltjnewpreset` does not “expand” the definition to define a preset. This means that one can write as the following:

```
\ltjnewpreset{hoge}{piyo,mc-b=HiraMinProN-W6}
```

```
\ltjnewpreset{piyo}{mg-m=HiraMaruProN-W4}
```

```
\ltjapplypreset{hoge}
```

■ **Restrictions** Presets which are defined by `\ltjnewpreset` have following restrictions:

- One cannot specify non-embedded fonts (such as Ryumin-Light).
- Some presets, such as ipa-hg, have a feature that fonts are changed according to whether 90jis or jis2004 is specified. This feature is not usable in presets which are defined by `\ltjnewpreset`.

## Part III

# Implementations

## 14 Storing Parameters

### 14.1 Used dimensions, attributes and whatsit nodes

Here the following is the list of dimensions and attributes which are used in Lua $\TeX$ -ja.

- `\jQ` (dimension) `\jQ` is equal to  $1\text{Q} = 0.25\text{ mm}$ , where “Q” (also called “級”) is a unit used in Japanese phototypesetting. So one should not change the value of this dimension.
- `\jH` (dimension) There is also a unit called “齒” which equals to  $0.25\text{ mm}$  and used in Japanese phototypesetting. This `\jH` is the same `\dimen` register as `\jQ`.
- `\ltj@dimen@zw` (dimension) A temporal register for the “full-width” of current Japanese font. The command `\zw` sets this register to the correct value, and “return” this register itself.
- `\ltj@dimen@zh` (dimension) A temporal register for the “full-height” (usually the sum of height of imaginary body and its depth) of current Japanese font. The command `\zh` sets this register to the correct value, and “return” this register itself.
- `\jfam` (attribute) Current number of Japanese font family for math formulas.
- `\ltj@curjfmt` (attribute) If this attribute is a positive number, it stores the font number of current Japanese font for horizontal direction. If this attribute is negative, it means that the Japanese font for horizontal direction is not loaded—Lua $\TeX$ -ja only knows its size and JFM.
- `\ltj@curtfnt` (attribute) Similar to `\ltj@curjfmt`, but with current Japanese font for vertical direction.
- `\ltj@charclass` (attribute) The character class of a **JChar**. This attribute is only set on a *glyph\_node* which contains a **JChar**.
- `\ltj@yablshift` (attribute) The amount of shifting the baseline of alphabetic fonts in scaled point ( $2^{-16}$  pt).
- `\ltj@ykblshift` (attribute) The amount of shifting the baseline of Japanese fonts in scaled point ( $2^{-16}$  pt).
- `\ltj@tablshift` (attribute)
- `\ltj@tkblshift` (attribute)
- `\ltj@autospc` (attribute) Whether the auto insertion of [kanjiskip](#) is allowed at the node.
- `\ltj@autoxspc` (attribute) Whether the auto insertion of [xkanjiskip](#) is allowed at the node.
- `\ltj@icflag` (attribute) An attribute for distinguishing “kinds” of a node. One of the following value is assigned to this attribute:
- italic*** (1) Kerns from italic correction (`\/`), or from kerning information of a Japanese font. These kerns are “ignored” in the insertion process of **JAgglue**, unlike explicit `\kern`.
  - packed*** (2)
  - kinsoku*** (3) Penalties inserted for the word-wrapping process (*kinsoku shori*) of Japanese characters.
  - from\_jfm***–(***from\_jfm*** + 63) (4–67) Glues/kerns from JFM.
  - kanji\_skip*** (68), ***kanji\_skip\_jfm*** (69) Glues from [kanjiskip](#).
  - xkanji\_skip*** (70), ***xkanji\_skip\_jfm*** (71) Glues from [xkanjiskip](#).
  - processed*** (73) Nodes which is already processed by ....



***ic\_processed*** (74) Glues from an italic correction, but already processed in the insertion process of **JAg**lues.

***boxbdd*** (75) Glues/kerns that inserted just the beginning or the ending of an hbox or a paragraph.

***special\_jag*lue** (76) Glues from `\insert[x]kanjiskip`.

`\ltj@kcat i` (attribute) Where *i* is a natural number which is less than 7. These 7 attributes store bit vectors indicating which character block is regarded as a block of **J**Achars.

`\ltj@dir` (attribute) ***dir\_node\_auto*** (128)

***dir\_node\_manual*** (256)

`\ltjlineendcomment` (counter)

Furthermore, Lua $\TeX$ -ja uses several user-defined whatsit nodes for internal processing. All those nodes except *direction* whatsits store a natural number (hence its *type* is 100). *direction* whatsits store a node list, hence its *type* is 110. Their *user\_id* (used for distinguish user-defined whatsits) are allocated by `luatexbase.newuserwhatsitid`.

***inhibitglue*** Nodes for indicating that `\inhibitglue` is specified. The value field of these nodes doesn't matter.

***stack\_marker*** Nodes for Lua $\TeX$ -ja's stack system (see the next subsection). The value field of these nodes is current group level.

***char\_by\_cid*** Nodes for **J**Achar which processes by `luaotfload` won't be applied, and the character code is stored in the value field. Each node of this type are converted to a *glyph\_node* after processes by `luaotfload`. Nodes of this type is used in `\CID` and `\UTF`.

***replace\_vs*** Similar to *char\_by\_cid* whatsits above. These nodes are for **AL**char which the callback process of `luaotfload` won't be applied.

***begin\_par*** Nodes for indicating beginning of a paragraph. A paragraph which is started by `\item` in list-like environments has a horizontal box for its label before the actual contents. So ...

***direction***

These whatsits will be removed during the process of inserting **J**Aglues.

## 14.2 Stack system of Lua $\TeX$ -ja

■**Background** Lua $\TeX$ -ja has its own stack system, and most parameters of Lua $\TeX$ -ja are stored in it. To clarify the reason, imagine the parameter [kanjiskip](#) is stored by a skip, and consider the following source:

```
1 \ltjsetparameter{kanjiskip=0pt}ふかふか.%
2 \setbox0=\hbox{%
3 \ltjsetparameter{kanjiskip=5pt}ほげほげ}   ふかふか.ほげほげ.ひよひよ
4 \box0.ひよひよ\par
```

As described in Subsection 9.1, the only effective value of [kanjiskip](#) in an hbox is the latest value, so the value of [kanjiskip](#) which applied in the entire hbox should be 5 pt. However, by the implementation method of Lua $\TeX$ , this “5 pt” cannot be known from any callbacks. In the `tex/packaging.w`, which is a file in the source of Lua $\TeX$ , there are the following codes:

```
1226 void package(int c)
1227 {
1228     scaled h;           /* height of box */
1229     halfword p;         /* first node in a box */
1230     scaled d;           /* max depth */
1231     int grp;
1232     grp = cur_group;
```

```

1233 d = box_max_depth;
1234 unsave();
1235 save_ptr -= 4;
1236 if (cur_list.mode_field == -hmode) {
1237     cur_box = filtered_hpack(cur_list.head_field,
1238                             cur_list.tail_field, saved_value(1),
1239                             saved_level(1), grp, saved_level(2));
1240     subtype(cur_box) = HLIST_SUBTYPE_HBOX;

```

Notice that `unsave()` is executed *before* `filtered_hpack()`, where `hpack_filter` callback is executed here. So “5pt” in the above source is orphaned at `unsave()`, and hence it can’t be accessed from `hpack_filter` callback.

■ **Implementation** The code of stack system is based on that in a post of Dev-luatex mailing list<sup>14</sup>.

These are two TeX count registers for maintaining information: `\ltj@@stack` for the stack level, and `\ltj@@group@level` for the TeX’s group level when the last assignment was done. Parameters are stored in one big table named `charprop_stack_table`, where `charprop_stack_table[i]` stores data of stack level  $i$ . If a new stack level is created by `\ltjsetparameter`, all data of the previous level is copied.

To resolve the problem mentioned in above paragraph “Background”, LuaTeX-ja uses another trick. When the stack level is about to be increased, a `whatsit` node whose type, subtype and value are 44 (*user\_defined*), *stack\_marker* and the current group level respectively is appended to the current list (we refer this node by *stack\_flag*). This enables us to know whether assignment is done just inside a `hbox`. Suppose that the stack level is  $s$  and the TeX’s group level is  $t$  just after the `hbox` group, then:

- If there is no *stack\_flag* node in the list of the contents of the `hbox`, then no assignment was occurred inside the `hbox`. Hence values of parameters at the end of the `hbox` are stored in the stack level  $s$ .
- If there is a *stack\_flag* node whose value is  $t + 1$ , then an assignment was occurred just inside the `hbox` group. Hence values of parameters at the end of the `hbox` are stored in the stack level  $s + 1$ .
- If there are *stack\_flag* nodes but all of their values are more than  $t + 1$ , then an assignment was occurred in the box, but it is done in more internal group. Hence values of parameters at the end of the `hbox` are stored in the stack level  $s$ .

Note that to work this trick correctly, assignments to `\ltj@@stack` and `\ltj@@group@level` have to be local always, regardless the value of `\globaldefs`. To solve this problem, we use another trick: the assignment `\directlua{tex.globaldefs=0}` is always local.

### 14.3 Lua functions of the stack system

In this subsection, we will see how a user use LuaTeX-ja’s stack system to store some data which obeys the grouping of TeX.

The following function can be used to store data into a stack:

```
luatexja.stack.set_stack_table(index, <any> data)
```

Any values which except `nil` and `NaN` are usable as *index*. However, a user should use only negative integers or strings as *index*, since natural numbers are used by LuaTeX-ja itself. Also, whether *data* is stored locally or globally is determined by `luatexja.isglobal` (stored globally if and only if `luatexja.isglobal == 'global'`).

Stored data can be obtained as the return value of

```
luatexja.stack.get_stack_table(index, <any> default, <number> level)
```

where *level* is the stack level, which is usually the value of `\ltj@@stack`, and *default* is the default value which will be returned if no values are stored in the stack table whose level is *level*.

### 14.4 Extending Parameters

Keys for `\ltjsetparameter` and `\ltjgetparameter` can be extended, as in `luatexja-adjust`.

<sup>14</sup>[Dev-luatex] `tex.currentgrouplevel`, a post at 2008/8/19 by Jonathan Sauer.

```

380 \protected\def\ltj@setpar@global{%
381   \relax\ifnum\globaldefs>0\directlua{luatexja.isglobal='global'}%
382   \else\directlua{luatexja.isglobal=''}\fi
383 }
384 \protected\def\ltjsetparameter#1{%
385   \ltj@setpar@global\setkeys[ltj]{japaram}{#1}\ignorespaces}
386 \protected\def\ltjglobalsetparameter#1{%
387   \relax\ifnum\globaldefs<0\directlua{luatexja.isglobal=''}%
388   \else\directlua{luatexja.isglobal='global'}\fi%
389   \setkeys[ltj]{japaram}{#1}\ignorespaces}

```

Figure 14. Definition of parameter setting commands

■ **Setting parameters** Figure 14 shows the *most outer* definition of two commands, `\ltjsetparameter` and `\ltjglobalsetparameter`. Most important part is the last `\setkeys`, which is offered by the `xkeyval` package.

Hence, to add a key in `\ltjsetparameter`, one only have to add a key whose prefix is `ltj` and whose family is `japaram`, as the following.

```
\define@key[ltj]{japaram}{...}{...}
```

`\ltjsetparameter` and `\ltjglobalsetparameter` automatically sets `luatexja.isglobal`. Its meaning is the following.

$$\text{luatexja.isglobal} = \begin{cases} \text{'global'} & \text{(global assignment),} \\ \text{''} & \text{(local assignment).} \end{cases} \quad (1)$$

This is determined not only by command name (`\ltjsetparameter` or `\ltjglobalsetparameter`), but also by the value of `\globaldefs`.

■ **Getting parameters** `\ltjgetparameter` is implemented by a Lua script.

For parameters that do not need additional arguments, one only have to define a function in the table `luatexja.unary_pars`. For example, with the following function, `\ltjgetparameter{hoge}` returns a *string* 42.

```

1 function luatexja.unary_pars.hoge (t)
2   return 42
3 end

```

Here the argument of `luatexja.unary_pars.hoge` is the stack level of Lua<sub>TeX</sub>-ja’s stack system (see Subsection 14.2).

On the other hand, for parameters that need an additional argument (this must be an integer), one have to define a function in `luatexja.binary_pars` first. For example,

```

1 function luatexja.binary_pars.fuga (c, t)
2   return tostring(c) .. ', ' .. tostring(42)
3 end

```

Here the first argument *t* is the stack level, as before. The second argument *c* is just the second argument of `\ltjgetparameter`.

For parameters that need an additional argument, one also have to execute the  $\TeX$  code like

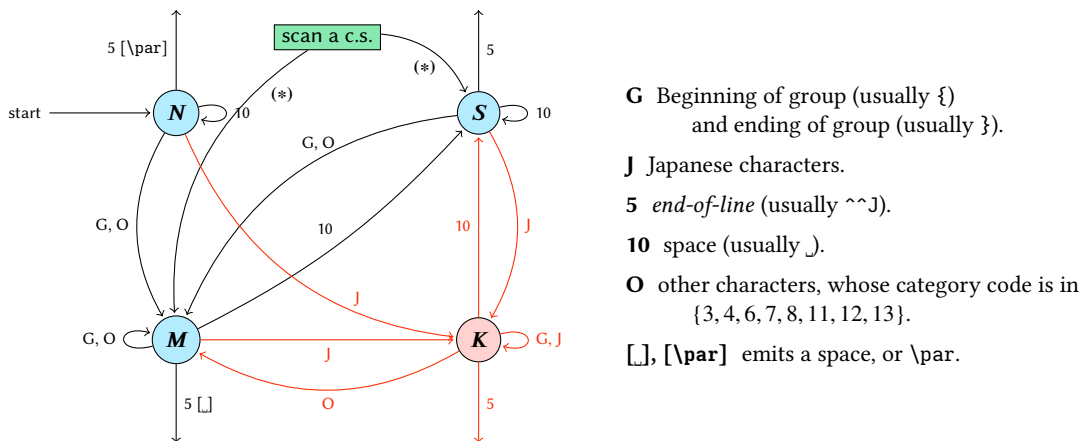
```
\ltj@@decl@array@param{fuga}
```

to indicate that “the parameter `fuga` needs an additional argument”.

## 15 Linebreak after a Japanese Character

### 15.1 Reference: behavior in p $\TeX$

In p $\TeX$ , a line break after a Japanese character doesn’t emit a space, since words are not separated by spaces in Japanese writings. However, this feature isn’t fully implemented in Lua $\TeX$ -ja due to the specification of



- We omitted about category codes 9 (*ignored*), 14 (*comment*), and 15 (*invalid*) from the above diagram. We also ignored the input like “ $\text{^^A}$ ” or “ $\text{^^df}$ ”.
- When a character whose category code is 0 (*escape character*) is seen by  $\text{T}_{\text{E}}\text{X}$ , the input processor scans a control sequence (scan a c.s.). These paths are not shown in the above diagram. After that, the state is changed to State *S* (skipping blanks) in most cases, but to State *M* (middle of line) sometimes.

Figure 15. State transitions of  $\text{pT}_{\text{E}}\text{X}$ 's input processor

callbacks in  $\text{LuaT}_{\text{E}}\text{X}$ . To clarify the difference between  $\text{pT}_{\text{E}}\text{X}$  and  $\text{LuaT}_{\text{E}}\text{X}$ , We briefly describe the handling of a line break in  $\text{pT}_{\text{E}}\text{X}$ , in this subsection.

$\text{pT}_{\text{E}}\text{X}$ 's input processor can be described in terms of a finite state automaton, as that of  $\text{T}_{\text{E}}\text{X}$  in Section 2.5 of [1]. The internal states are as follows:

- State *N*: new line
- State *S*: skipping spaces
- State *M*: middle of line
- State *K*: after a Japanese character

The first three states—*N*, *S*, and *M*—are as same as  $\text{T}_{\text{E}}\text{X}$ 's input processor. State *K* is similar to state *M*, and is entered after Japanese characters. The diagram of state transitions are indicated in Figure 15. Note that  $\text{pT}_{\text{E}}\text{X}$  doesn't leave state *K* after “beginning/ending of a group” characters.

## 15.2 Behavior in $\text{LuaT}_{\text{E}}\text{X-ja}$

States in the input processor of  $\text{LuaT}_{\text{E}}\text{X}$  is the same as that of  $\text{T}_{\text{E}}\text{X}$ , and they can't be customized by any callbacks. Hence, we can only use `process_input_buffer` and `token_filter` callbacks for to suppress a space by a line break which is after Japanese characters.

However, `token_filter` callback cannot be used either, since a character in category code 5 (*end-of-line*) is converted into an space token *in the input processor*. So we can use only the `process_input_buffer` callback. This means that suppressing a space must be done *just before* an input line is read.

Considering these situations, handling of an end-of-line in  $\text{LuaT}_{\text{E}}\text{X-ja}$  are as follows:

A character whose character code is `\tjlineendcomment`<sup>15</sup> is appended to an input line, *before  $\text{LuaT}_{\text{E}}\text{X}$  actually process it*, if and only if the following three conditions are satisfied:

1. The category code of `\endlinechar`<sup>16</sup> is 5 (*end-of-line*).
2. The category code of `\tjlineendcomment` itself is 14 (*comment*).

<sup>15</sup>Its default value is “FFFFF”, so `U+FFFFF` is used. The category code of `U+FFFFF` is set to 14 (*comment*) by  $\text{LuaT}_{\text{E}}\text{X-ja}$ .

<sup>16</sup>Usually, it is `<return>` (whose character code is 13).

Table 16. Normalization of Kana Character Sequences with Combining (Semi)-voiced Sound Mark

う + ◌ → う	か + ◌ → が	き + ◌ → ぎ	く + ◌ → ぐ	け + ◌ → げ	こ + ◌ → ご
さ + ◌ → ざ	し + ◌ → じ	す + ◌ → ず	せ + ◌ → ぜ	そ + ◌ → ぞ	た + ◌ → だ
ち + ◌ → ぢ	つ + ◌ → づ	て + ◌ → で	と + ◌ → ど	ほ + ◌ → ぼ	ひ + ◌ → び
ふ + ◌ → ぶ	へ + ◌ → べ	ほ + ◌ → ぼ	ゝ + ◌ → ぶ	う + ◌ → ぶ	か + ◌ → が
キ + ◌ → ギ	ク + ◌ → グ	ケ + ◌ → ゲ	コ + ◌ → ゴ	サ + ◌ → ザ	シ + ◌ → ジ
ス + ◌ → ズ	セ + ◌ → ゼ	ソ + ◌ → ゾ	タ + ◌ → タ	チ + ◌ → チ	ツ + ◌ → ツ
テ + ◌ → テ	ト + ◌ → ト	ハ + ◌ → バ	ヒ + ◌ → ビ	フ + ◌ → ブ	ヘ + ◌ → ベ
ホ + ◌ → ボ	ワ + ◌ → ブ	ヰ + ◌ → ズ	エ + ◌ → エ	ヲ + ◌ → ブ	ハ + ◌ → バ
は + ◌ → ば	ひ + ◌ → び	ふ + ◌ → ぶ	へ + ◌ → べ	ほ + ◌ → ぼ	へ + ◌ → べ
ヒ + ◌ → ビ	フ + ◌ → ブ	ヘ + ◌ → ベ	ホ + ◌ → ボ		

3. The input line matches the following “regular expression”:

$$(\text{any char})^*(\mathbf{JAchar})({\text{catcode} = 1} \cup {\text{catcode} = 2})^*$$

■**Remark** The following example shows the major difference from the behavior of pTeX.

```

1 \fontspec[Ligatures=TeX]{Linux Libertine 0}
2 \ltjsetparameter{autoxspacing=false}
3 \ltjsetparameter{jacharrange={-6}}xあ           xℳyzい u
4 y\ltjsetparameter{jacharrange={+6}}zい
5 u

```

It is not strange that “あ” does not printed in the above output. This is because TeX Gyre Termes does not contain “あ”, and because “あ” in line 3 is considered as an **ALchar**.

Note that there is no space before “y” in the output, but there is a space before “u”. This follows from following reasons:

- When line 3 is processed by `process_input_buffer` callback, “あ” is considered as an **JAchar**. Since line 3 ends with an **JAchar**, the comment character (whose character code is `\ltjlineendcomment`) is appended to this line, and hence the linebreak immediately after this line is ignored.
- When line 4 is processed by `process_input_buffer` callback, “い” is considered as an **ALchar**. Since line 4 ends with an **ALchar**, the linebreak immediately after this line emits a space.

### 15.3 Composition of Kana from Combining Character Sequences

In (u)pTeX, Hiragana and Katakana in the NFD form<sup>17</sup> are normalized to precomposed characters before (u)pTeX looks into the input line. Character sequences which are involved in this normalization are shown in Table 16.

The above normalization process is also performed in LuaTeX-ja version 20220103.0 or later, because fonts might not have these transformation as an OpenType feature.

## 16 Patch for the listings Package

It is well-known that the listings package outputs weird results for Japanese input. The listings package makes most of letters active and assigns output command for each letter ([2]). But Japanese characters are not included in these activated letters. For pTeX series, there is no method to make Japanese characters active; a patch `jlisting.sty` ([4]) resolves the problem forcibly.

In LuaTeX-ja, the problem is resolved by using the `process_input_buffer` callback. The callback function inserts the output command (active character `\ltjlineendcomment`) before each letter above U+0080. This method can omits the process to make all Japanese characters active (most of the activated characters are not used in many cases).

If the listings package and LuaTeX-ja were loaded, then the patch `lltjp-listings` is loaded automatically at `\begin{document}`.

<sup>17</sup>namely, character sequences which contains “COMBINING KATAKANA-HIRAGANA VOICED SOUND MARK” (U+3099) and “COMBINING KATAKANA-HIRAGANA SEMI-VOICED SOUND MARK” (U+309A).

## 16.1 Notes and additional keys

■ **Variation selectors** `l`ttjp-listings add two keys, namely `vsraw` and `vscmd`, which specify how variation selectors are treated in `lstlisting` or other environments. Note that these additional keys are not usable in the preamble, since `l`ttjp-listings is loaded at `\begin{document}`.

`vsraw` is a key which takes a boolean value, and its default value is `false`.

- If the `vsraw` key is `true`, then variation selectors are “combined” with the previous character.

```
1 \begin{lstlisting}[vsraw=true]
2 葛城市, 葛飾区, 葛西
3 \end{lstlisting}
```

1 葛城市, 葛飾区, 葛西

- If the `vsraw` key is `false`, then variation selectors are typeset by an appropriate command, which is specified by the `vscmd` key. The default setting of the `vscmd` key produces the following.

```
1 \begin{lstlisting}[vsraw=false,
2   vscmd=\ltjlistingsvsstcmd]
3 葛城市, 葛飾区, 葛西
4 \end{lstlisting}
```

1 葛城市, 葛飾区, 葛西

For example, the following code is the setting of the `vscmd` key in this document.

```
1 \def\IVSA#1#2#3#4#5{%
2   \hbox tolem{\hss\textcolor{blue}{\raisebox{3.5pt}{\normalfont\ttfamily%
3     \fboxsep=0.5pt\fbox{\hbox to0.75em{\hss\tiny \oalign{0#1#2\crr#3#4#5\crr}\hss}}\hss}
4   }
5   {\catcode`\%=11
6     \gdef\IVSB#1{\expandafter\IVSA\directlua{
7       local cat_str = luatexbase.catcodetables['string']
8       tex.sprint(cat_str, string.format('%X', 0xE00EF+#1))
9     }}}
10  \lstset{vscmd=\IVSB}
```

The default output command of variation selectors is stored in `\ltjlistingsvsstcmd`.

■ **The `doubleletterspace` key** Even the column format is `[c]`fixed, sometimes characters are not vertically aligned. The following example is typeset with `basewidth=2em`, and you’ll see the leftmost “H” are not vertically aligned.

```
1 : H :
2 : H H H H :
```

`l`ttjp-listing adds the `doubleletterspace` key (not activated by default, for compatibility) to improve the situation, namely doubles inter-character space in each output unit. With this key, the above input now produces better output.

```
1 : H :
2 : H H H H :
```

## 16.2 Class of characters

Roughly speaking, the listings package processes input as follows:

1. Collects *letters* and *digits*, which can be used for the name of identifiers.
2. When reading an *other*, outputs the collected character string (with modification, if needed).
3. Collects *others*.
4. When reading a *letter* or a *digit*, outputs the collected character string.

5. Turns back to 1.

By the above process, line breaks inside of an identifier are blocked. A flag `\lst@ifletter` indicates whether the previous character can be used for the name of identifiers or not.

For Japanese characters, line breaks are permitted on both sides except for brackets, dashes, etc. Hence the patch `lltjp-listings` introduces a new flag `\lst@ifkanji`, which indicates whether the previous character is a Japanese character or not. For illustration, we introduce following classes of characters:

	Letter	Other		
<code>\lst@ifletter</code>	T	F		
<code>\lst@ifkanji</code>	F	F		
<b>Meaning</b>	char in an identifier	other alphabet		
	Kanji	Open	Close	
<code>\lst@ifletter</code>	T	F	T	
<code>\lst@ifkanji</code>	T	T	F	
<b>Meaning</b>	most of Japanese char	opening brackets	closing brackets	

Note that *digits* in the listings package can be Letter or Other according to circumstances.

For example, let us consider the case an Open comes after a Letter. Since an Open represents Japanese open brackets, it is preferred to be permitted to insert line break after the Letter. Therefore, the collected character string is output in this case.

The following table summarizes  $5 \times 5 = 25$  cases:

		Next				
		Letter	Other	Kanji	Open	Close
<b>Prev</b>	Letter	collects	_____	outputs _____	collects	
	Other	outputs	collects	_____	outputs _____	collects
	Kanji	_____	outputs	_____	collects	collects
	Open	_____	collects	_____	collects	collects
	Close	_____	outputs	_____	collects	collects

In the above table,

- “outputs” means to output the collected character string (i.e., line breaking is permitted there).
- “collects” means to append the next character to the collected character string (i.e., line breaking is prohibited there).

Characters above or equal to `U+0080` *except Variation Selectors* are classified into above 5 classes by the following rules:

- **ALchars** above or equal to `U+0080` are classified as Letter.
- **JChars** are classified in the order as follows:
  1. Characters whose [prebreakpenalty](#) is greater than or equal to 0 are classified as Open.
  2. Characters whose [postbreakpenalty](#) is greater than or equal to 0 are classified as Close.
  3. Characters that don't satisfy the above two conditions are classified as Kanji.

The width of halfwidth kana (`U+FF61–U+FF9F`) is same as the width of **ALchar**; the width of the other **JChars** is double the width of **ALchar**.

This classification process is executed every time a character appears in the `lstlisting` environment or other environments/commands.

Table 17. cid key and corresponding files

cid key	name of the cache	used CMaps
Adobe-Japan1-*	ltj-cid-auto-adobe-japan1.{lua.gz,luc}	UniJIS2004-UTF32-*
Adobe-Korea1-*	ltj-cid-auto-adobe-korea1.{lua.gz,luc}	UniKS-UTF32-*
Adobe-KR-*	ltj-cid-auto-adobe-kr.{lua.gz,luc}	UniAKR-UTF32-*
Adobe-GB1-*	ltj-cid-auto-adobe-gb1.{lua.gz,luc}	UniGB-UTF32-*
Adobe-CNS1-*	ltj-cid-auto-adobe-cns1.{lua.gz,luc}	UniCNS-UTF32-*

## 17 Cache Management of LuaTeX-ja

LuaTeX-ja creates some cache files to reduce the loading time. in a similar way to the luaotfload package:

- Cache files are usually stored in (and loaded from)  $\$TEXMFVAR/luatexja/$ .
- In addition to caches of the text form (the extension is “.lua.gz”, because they are compressed by gzip), caches of the *binary* (bytecode) form are supported.
  - In loading a cache, the binary cache precedes the text form.
  - When LuaTeX-ja updates a compressed text cache hoge.lua.gz, its binary version is also updated.

### 17.1 Use of cache

LuaTeX-ja uses the following cache:

ltj-cid-auto-adobe-japan1.{lua.gz,luc}

The font table of a CID-keyed non-embedded Japanese font. This is loaded in every run. It is created from three CMaps, UniJIS2004-UTF32-{H,V} and Adobe-Japan1-UCS2, and this is why these two CMaps are needed in the first run of LuaTeX-ja.

Similar caches are created as Table 17, if you specified cid key in `\jfont` to use other CID-keyed non-embedded fonts for Chinese or Korean, as in Page 27.

ltj-kinsoku.luc

The bytecode cache which default *kinsoku* parameters are stored.

ltj-jisx0208.luc

The bytecode version of ltj-jisx0208.lua. This is the conversion table between JIS X 0208 and Unicode which is used in Kanji-code conversion commands for compatibility with pTeX.

ltj-ivd\_aj1.luc

The bytecode version of ltj-ivd\_aj1.lua.

extra\_\*\*\*.{lua.gz,luc}

This file contains some information (especially for vertical typesetting) about the font ‘\*\*\*’.

### 17.2 Internal

Cache management system of LuaTeX-ja is stored in `luatexja.base` (`ltj-base.lua`). There are four public functions for cache management in `luatexja.base`, where `<filename>` stands for the file name *without suffix*:

`save_cache(<filename>, <data>)`

Save a non-nil table `<data>` into a cache `<filename>`. Both the compressed text form `<filename>.lua.gz` and its binary version are created or updated.

`save_cache_luc(<filename>, <data>[, <serialized_data>])`

Same as `save_cache`, except that only the binary cache is updated. The third argument `<serialized_data>` is not usually given. But if this is given, it is treated as a string representation of `<data>`.



`load_cache(<filename>, <outdate>)`

Load the cache `<filename>`. `<outdate>` is a function which takes one argument (the contents of the cache), and its return value is whether the cache is outdated.

`load_cache` first tries to read the binary cache `<filename>.luc`. If its contents is up-to-date, `load_cache` returns the contents. If the binary cache is not found or its contents is outdated, `load_cache` tries to read the compressed text form `<filename>.lua.gz`. Hence, the return value of `load_cache` is non-nil, if and only if the updated cache is found.

`remove_cache(<filename>)`

Remove the cahce `<filename>`.

## References

- [1] Victor Eijkhout. *T<sub>E</sub>X by Topic, A T<sub>E</sub>Xnician's Reference*, Addison-Wesley, 1992.
- [2] C. Heinz, B. Moses. The Listings Package.
- [3] Takuji Tanaka. upTeX—Unicode version of pTeX with CJK extensions, TUG 2013, October 2013. [http://tug.org/tug2013/slides/TUG2013\\_upTeX.pdf](http://tug.org/tug2013/slides/TUG2013_upTeX.pdf)
- [4] Thor Watanabe. Listings - MyTeXpert. <http://myteexpert.osdn.jp/index.php?Listings>
- [5] W3C Japanese Layout Task Force (ed). Requirements for Japanese Text Layout (W3C Working Group Note), 2011, 2012. <http://www.w3.org/TR/jlreq/>
- [6] 乙部 巖己. 「min10 フォントについて」 <http://argent.shinshu-u.ac.jp/~otobe/tex/files/min10.pdf>
- [7] 日本工業規格 (Japanese Industrial Standard). 「JIS X 4051, 日本語文書の組版方法 (Formatting rules for Japanese documents)」, 1993, 1995, 2004.
- [8] 濱野尚人, 田村明史, 倉沢良一. 「T<sub>E</sub>X の出版への応用—縦組み機能の組み込み—」. .../texmf-dist/doc/ptex/base/ptexdoc.pdf
- [9] Hisato Hamano. *Vertical Typesetting with T<sub>E</sub>X*, TUGBoat **11**(3), 346–352, 1990.
- [10] International Organization for Standardization. ISO 32000-1:2008, *Document management – Portable document format – Part 1: PDF 1.7*, 2008. [http://www.iso.org/iso/iso\\_catalogue/catalogue\\_tc/catalogue\\_detail.htm?csnumber=51502](http://www.iso.org/iso/iso_catalogue/catalogue_tc/catalogue_detail.htm?csnumber=51502)
- [11] 北川弘典. 「LuaT<sub>E</sub>X-ja の近況」, T<sub>E</sub>XConf 2018. <https://osdn.net/projects/luatex-ja/wiki/Documentation/attach/tc18ltja.pdf>
- [12] Takuto ASAKURA. The BXghost Package. <https://github.com/wtsnjp/BXghost>